



© B.I.G., 2016

Table of Contents

Technical manuel and use	3
License conditions	3
Installation	8
System requirements	9
Minimal requirements	9
Execute installation	10
Installation	11
Activation	16
Activation	16
Activation via Command Line	20
Automatic updates/Feedback	21
Uninstall	22
Problems with installation	23
Contact helpdesk	23
Using BIG Kaleidos 201X.X	24
Data transfer to printer	24
File navigation	32
Search via ADR UNO No.	34
Search via Formula	37
Search by CAS No.	40
Search by Ec No	42
Search by EC Index No	44
Search by name	47
Search by Product No.	49
Overview	51
Modify screen size	52
Language choice	54
Transfer of data	56
Advanced Search	57
To exit the application	64
Website BIG	65
Working with sheets	66

Technical manual and use

License conditions

“BIG Kaleidos: database” © BIG VZW

The “BIG Kaleidos database” and its constituent elements (including but not limited to the texts, the information sheets, the data, the substance lists, the structure, the layout, the graphic components, the presentation, the logos, the software, the source codes, the technical documentation, the help texts and the user guides) are protected under the different intellectual property laws, including copyright law, database law and trademark law. The “BIG Kaleidos database” and its constituent elements are the exclusive property of BRANDWEERINFORMATIECENTRUM VOOR GEVAARLIJKE STOFFEN VZW, Technische Schoolstraat 43A, 2440 Geel.

Subject to legal exceptions, not a single element of the “BIG Kaleidos database” may be partly or wholly, displayed, copied, used, distributed, notified, modified, translated, reproduced, published, transferred or saved in a retrieval system, nor may any works be created which are wholly or partly derived from the constituent elements, without BIG VZW's explicit prior written consent.

“BIG KALEIDOS DATABASE” LICENSE CONDITIONS

Article 1 - Definitions

The following terms with capital letters have the following meaning as defined below.

“Activation date”: The date on which the User license is activated as specified in the Order.

“Order”: The order form signed by the Customer with a description of, among others, the number and the nature of the granted User licenses.

“User license”: The use of the “BIG KALEIDOS DATABASE” as approved by BIG. The User licenses can be of different types as defined in the Order.

“Specific Conditions”: The specific conditions applying to the different types of User licenses. The Specific Conditions complement these “BIG KALEIDOS DATABASE” license conditions.

“Customer”: The person or business specified as Customer in the Order.

“Expiry date”: The date on which the User license expires.

“BIG KALEIDOS DATABASE”: The database as described in the Order.

Article 2 - Subject

The Order, these “BIG KALEIDOS DATABASE” License Conditions and the Specific Conditions constitute the agreement between BIG and the Customer for the use of the “BIG KALEIDOS DATABASE” by the Customer.

The Customer has studied the “BIG KALEIDOS DATABASE”, its composition, the method and the speed of consultation, the presentation and the limitations of the “BIG KALEIDOS DATABASE”. The Customer shall make sure that only sufficiently qualified personnel will work with the “BIG KALEIDOS DATABASE”. The Customer has sufficient technical information regarding the “BIG KALEIDOS DATABASE” to decide itself whether and how the “BIG KALEIDOS DATABASE” will work on its hardware and operating software.

BIG shall make a copy with the “BIG KALEIDOS DATABASE” available to the Customer upon receipt of the signed license conditions. From time to time, but usually annually, BIG shall provide an update, provided

that Customer fulfilled its payment obligations. The Customer shall use the latest version at all times. The Customer confirms that he is aware that the use of another version, other than the latest version, implies particular risks and is at his own responsibility.

New versions can take into account the new versions of the applicable operating software of the environment in which the "BIG KALEIDOS DATABASE" is used. The Customer is responsible for following these evolutions at his own expense.

Article 3 - User license

On payment of the agreed fees the Customer shall obtain a non-exclusive and non-transferable User license as specified in the Order countersigned by BIG.

The Customer guarantees that all authorised users shall respect all the provisions of these "BIG KALEIDOS DATABASE" License Conditions. The Customer shall take all necessary measures to ensure this.

The Customer guarantees that only the authorized users will have access to the "BIG KALEIDOS DATABASE" and that all authorized users will comply with all provisions of this agreement. The Customer will take the necessary measures.

The Customer is responsible for the confidentiality of the "BIG KALEIDOS DATABASE" and to safeguard the access thereto. The Customer accepts the liability of all acts performed through its accounts.

Only the partial and selective calling up of data to consult or print on paper and the partial and selective copying thereof in a word processor system, in a non-permanent way and outside any network, are authorised, within the limits of the normal usage of the "BIG KALEIDOS DATABASE" and for the sole usage of the Customer. The removal or by-passing of references to BIG and BIG logos is prohibited. The Customer is not allowed to repeatedly copy or reuse qualitative or quantitative non-substantial parts if this exceeds the limits of normal usage.

The "BIG KALEIDOS DATABASE" may only be used internally for the Customer's own activities. An exception is allowed for the provision by the Customer of very specific information to third parties if such information relates to specific calamities or imminent calamities, and for the inclusion of a limited amount of information in reports and documents required by the government.

Beyond the limits of this article the Customer is not allowed to wholly or partly copy, reproduce, or in any way change the "BIG KALEIDOS DATABASE".

The Customer is also prohibited, irrespective of the objective (commercial or not), to sell, lease, loan or distribute the "BIG KALEIDOS DATABASE", or to use it in the context of services to third parties or make it available on a network or in any other way to third parties, even free of charge.

Article 4 - Ownership

The Customer acknowledges that the "BIG KALEIDOS DATABASE" is protected, and contains material that is protected, under the different laws concerning intellectual property and other rights of ownership, including but not limited to copyright and database law. The Customer acknowledges and BIG confirms that the "BIG KALEIDOS DATABASE" remains the property of, belongs to and is confidential information of BIG and that BIG has obtained all intellectual and other rights relating to the "BIG KALEIDOS DATABASE", at least obtained sufficient rights from third parties, to grant User licenses. The Customer agrees to preserve the confidentiality of the "BIG KALEIDOS DATABASE" and the content thereof.

The Customer recognizes that the BIG KALEIDOS DATABASE contains a collection of works, data or other independent elements that are systematically or methodologically ordered, and accessible separately by electronic means or otherwise, and so consist a database as described in the Law of August 31st, 1998 concerning the legal protection of databases, also in case the Customer choses to receive the BIG KALEIDOS DATABASE as data dump without the interface of BIG or in case the Customer –with permission from BIG- removes the BIG interface.

All rights not explicitly assigned to the Customer, are explicitly reserved for BIG. Also, if BIG, on recommendation of or instructed by the Customer, were to make changes to the "BIG KALEIDOS DATABASE" –free of charge or following payment– these changes shall not result in the Customer obtaining

any right of ownership or any other right to the "BIG KALEIDOS DATABASE", unless explicitly agreed otherwise in writing.

The Customer undertakes, on receipt of a new version or on termination of the agreement with BIG, to destroy (full destruction of all temporary and permanent files, including from cache and other temporary memories and from all environments and applications) all previous versions (and all versions in case of termination of the agreement) of the "BIG KALEIDOS DATABASE" and to notify such destruction to BIG by registered mail. If BIG did not receive this registered mail within 30 days after delivery of the new version or termination of the agreement (post date of the registered mail), the discount granted for new versions falls due and this amount will still be invoiced by BIG.

The Customer will not analyse or use, whether it be for own use, for resale or to produce similar products, any part of the "BIG KALEIDOS DATABASE", unless the use is in agreement with the use as foreseen under these conditions.

The Customer undertakes not to use any means, software or routines in order to breach or circumvent BIG's security measures or to make their function inappropriate in another way.

Article 5 - Price and payment

The price for the deliveries is paid as specified in the Order.

The price for the annual update is calculated based on the purchase price which is indexed annually based on the index of consumer prices multiplied by the percentage of the granted discount. BIG is entitled to adjust the price above this indexation. In this case the Customer has the right to terminate his subscription within a month after the announcement of BIG of its intention to increase the price above the index correction.

If owed amounts are not paid within fifteen (15) days after the due date, BIG, by operation of law and without notice of default, is entitled to interest on all owed amounts from the due date to the date of effective payment, to the amount of ten (10) percent annually, as well as fixed damages to the amount of ten (10) percent of the unpaid amounts. Any granted discounts shall fall due in this case.

Article 6 - Term and duration of the User licenses

The agreement between BIG and the Customer comes into force on the date of the signing of the Order by the Customer for an indefinite period of time. The agreement can be terminated by either party subject to notification by registered letter at the latest three months prior to the expiry date of the current User licenses.

Every User license is valid for one year from the Activation date and is then extended with annual periods. BIG provides the Customer with an activation code of the "BIG KALEIDOS DATABASE" which enables the User licenses as specified in the Order. Every activation code is valid for one year. Also if the Customer delays entering the activation code provided by BIG, the annual term of the granted User licenses expires.

In case of late payment by the Customer, BIG is entitled to not provide the (new) activation code to the Customer until full payment of the outstanding amounts, including interest and costs. The then running annual term of the User licenses is not suspended as a result hereof.

BIG can terminate the granted User licenses without observing a period of notice, subject to notification by registered letter, when the Customer:

- becomes insolvent, is declared bankrupt, files for bankruptcy protection, suspends its activities, or is wound up
- for more than thirty (30) days after written notification fails to remedy a breach of one of the provisions of this agreement

The Customer knows and accepts that the "BIG KALEIDOS DATABASE" shall no longer work after the expiry date, unless a new activation code is entered. The Customer will be reminded of this by a warning procedure and can at all times consult the expiry date via the "BIG KALEIDOS DATABASE" under the Info tab on the home page. BIG is not liable for the unavailability of the "BIG KALEIDOS DATABASE" after the expiry date. The Customer who does not pay his fee or does not extend the license does so at his own risk, but in emergency situations can contact BIG 24/7 at the emergency number +32 (0)14 58 45 45 at the rates

applicable at that time.

Article 7 - Territorial restrictions

The "BIG KALEIDOS DATABASE" and the information contained therein are intended for use within the European Union and Switzerland alone. The Customer may not directly or indirectly use the "BIG KALEIDOS DATABASE" outside the European Union and Switzerland.

If BIG as a consequence of the use of the "BIG KALEIDOS DATABASE" by the Customer becomes liable or must defend itself against an alleged liability in a jurisdiction outside the European Union or Switzerland, the Customer shall indemnify BIG against all negative consequences, including the repayment of lawyers' fees.

Article 8 - Liability

BIG is not liable for the use, or the consequences of this use of the "BIG KALEIDOS DATABASE" by the Customer, nor for the possible unsuitability of the "BIG KALEIDOS DATABASE" for the Customer's specific needs.

BIG warrants that the "BIG KALEIDOS DATABASE" has been developed according to the generally accepted industry standards. However, BIG doesn't warrant that the "BIG KALEIDOS DATABASE" is entirely free of bugs or mistakes, but only that those do not impair the use by the Customer.

THE CUSTOMER EXPLICITLY ACKNOWLEDGES USING THE "BIG KALEIDOS DATABASE" AT HIS OWN RISK.

The "BIG KALEIDOS DATABASE" is provided "as it is" and as it is known to the Customer. BIG does not warrant that the functions contained in the "BIG KALEIDOS DATABASE" will meet Customer's performance requirements or that the "BIG KALEIDOS DATABASE" will operate in accordance with Customer's expectations. Customer acknowledges that before purchasing the "BIG KALEIDOS DATABASE", Customer has studied the "BIG KALEIDOS DATABASE" and its performance. Therefore, Customer accepts the responsibility for the selection of the "BIG KALEIDOS DATABASE", its use and the results to be obtained there from. Except as expressly provided for in this agreement, BIG makes no warranty of any kind, express or implied, and the warranty of fitness for a particular purpose is hereby excluded.

Under no circumstances shall BIG be liable for any indirect damages to the Customer. Direct damages shall be compensated by BIG by restitution in kind (e.g. delivery of a new data carrier). If a possible non-performance on the part of BIG is not restituted in kind, the Customer needs to prove any direct damages he suffered.

Under no circumstance shall BIG, annually, be liable for an amount in excess of half the total amount invoiced by BIG to the Customer and effectively paid by the Customer to BIG for the last delivery of the "BIG KALEIDOS DATABASE" by BIG.

Under no circumstance can the Customer enforce any claim against BIG after a period in excess of ten months after the damage occurred.

In no way whatsoever third parties can claim any damages from BIG based on this agreement or in any other way. If BIG is held liable vis-à-vis third parties based on information from the "BIG KALEIDOS DATABASE" provided by the Customer to these third parties or used for third parties, and BIG needs to pay damages to these third parties, the Customer shall compensate BIG and indemnify it for the part of the damages that BIG would not have had to pay if the third parties were bound by the provisions of this agreement.

Article 9 - Infringement

With every breach by the Customer of the obligations specified in articles 3 and 4 of these License conditions or the legal protection of BIG's rights, fixed damages are owed to the amount of ten times the invoice amount over the last year of the User licenses as specified in the order, by operation of law and without prior notice of default, without prejudice to BIG's right to claim higher damages.

If the Customer has started a trade personally, directly or indirectly, or through a company or joint venture, in

which he has an interest and irrespective of the size of that interest, among others with illegal copies, the illegal operation of the software, the database and/or the content of the "BIG KALEIDOS DATABASE" or derivative works thereof, the amount of the fixed damages is raised to € 500,000.00, without prejudice to BIG's right to claim higher damages.

The Customer acknowledges that the amounts of these fixed damages are justified, among others because of the substantial investments and the work required for the development and compilation of the "BIG KALEIDOS DATABASE", among others for updating, obtaining, verifying and presenting the content. The Customer therefore explicitly acknowledges that these fixed damages only cover part of the damages which may arise to BIG because of the Customer's shortcomings regarding the obligations specified in the preceding articles.

The parties agree that a breach of the provisions of BIG's legal rights or of articles 3 and 4 constitute a serious shortcoming on the part of the Customer, which results in the immediate termination of the User licenses, irrespective of BIG's right to damages.

Article 10 – Reporting and audit

In order for BIG to control the Customer's use of the "BIG KALEIDOS DATABASE", it can be provided in the Order that the Customer should report to BIG as defined in the Order.

In order to verify if the Customer uses the "BIG KALEIDOS DATABASE" within the authorized limits, BIG is entitled at all times to perform an audit on the Customer's use of the "BIG KALEIDOS DATABASE". BIG can perform such audit itself or through a third party.

The Customer will provide within 24 hours after request all necessary and useful documents, documentation and files and will allow access to its buildings during working days and working hours upon notice of half a day.

Upon breach of this Agreement all costs related to the audit will be paid by the Customer and will be reimbursed to BIG upon first request, irrespective of BIG's right to damages.

In order to improve the services, BIG collects information concerning the hardware of the Customer and the use of the "BIG KALEIDOS DATABASE" by the Customer. This information will not be shared with third parties.

Article 11 - Transferability

BIG is entitled to transfer its rights and/or duties in the agreement with the Customer to a third party, without prior notification or consent of the Customer. The Customer does not have this right without BIG's prior written consent.

Article 12 Applicable law and competent court

This "BIG KALEIDOS DATABASE" License is governed by Belgian law. In case of dispute, the courts of the district of Brussels (Belgium) have exclusive jurisdiction to hear any disputes (Dutch chamber). Nevertheless, BIG also has the right to summon the Customer before the court where the Customer is established.

Installation

System requirements

Minimal requirements

Minimum recommended hardware

- > Intel Core 2 Duo 2,5 GHZ
- > Memory: 2 GB
- > Free diskspace: 4.820,6 MB

Required software on clients

- > Microsoft Windows 7, 8.1, 10
- > Microsoft .NET Framework 4.0 or higher
- > Dot. Net. 4.0 or higher

We do not support and/or guarantee correct functioning on any other control systems.

-0-

Execute installation

-0-

Installation

To execute the installation you have to be logged on as a user with administrator rights.

The installation consists of 3 major steps, namely:

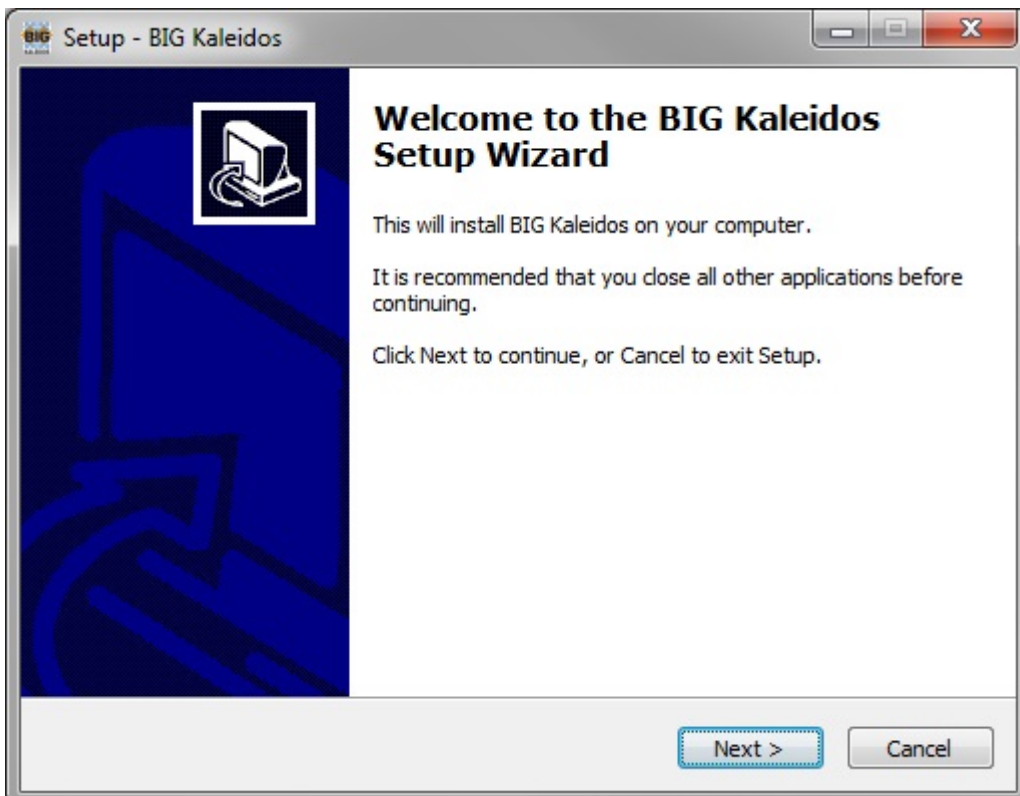
- Installation of the program
- Installation of the database

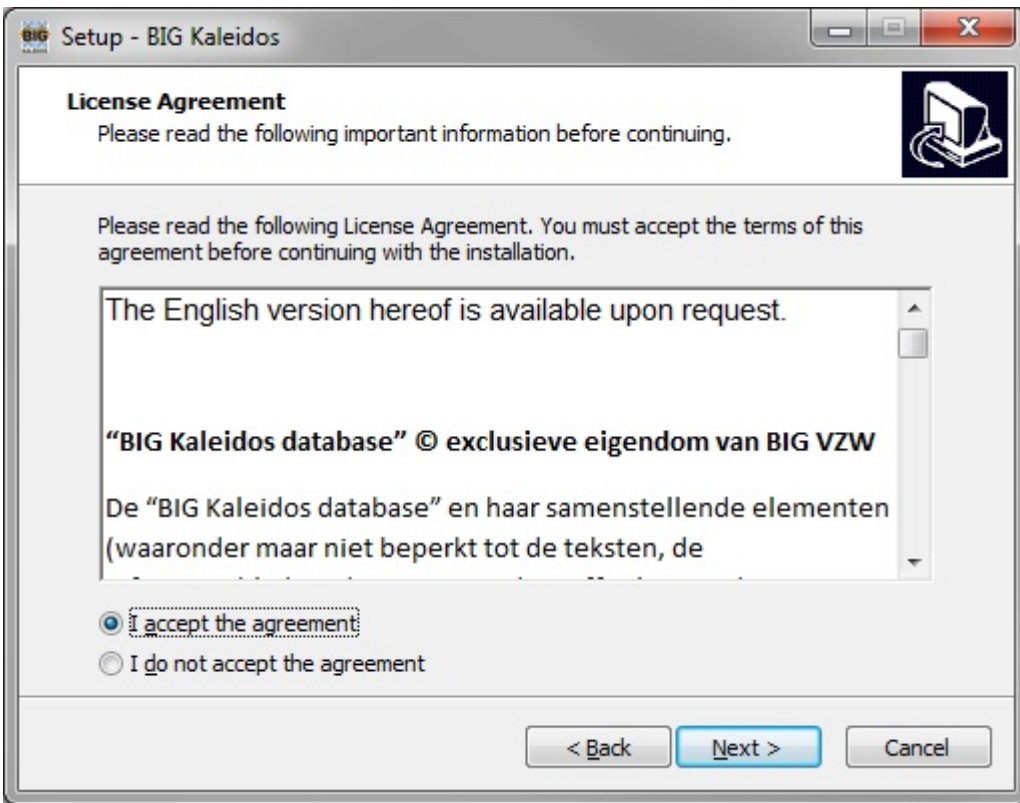
Follow the steps below in order to install the program.

1. Download the installation file.
2. Double click on the file "Setup.exe" in case the setup does not start automatically
3. Select the language that Setup uses during installation + OK

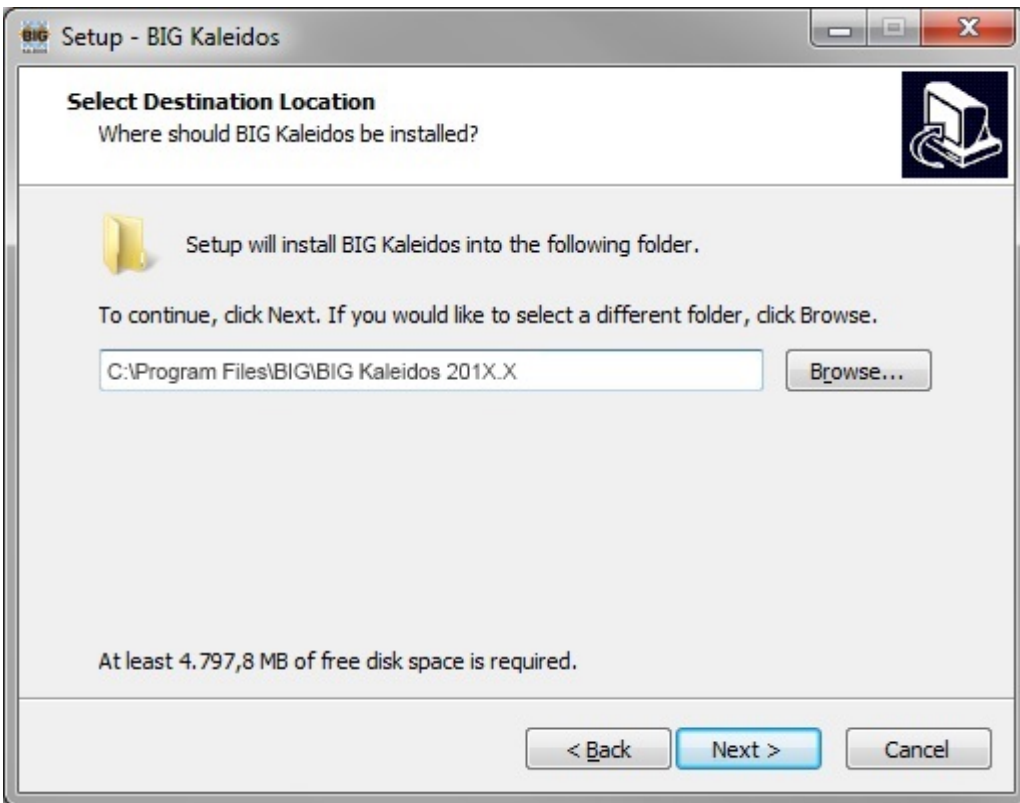


4. Next screen appears: click "next" to start the installation

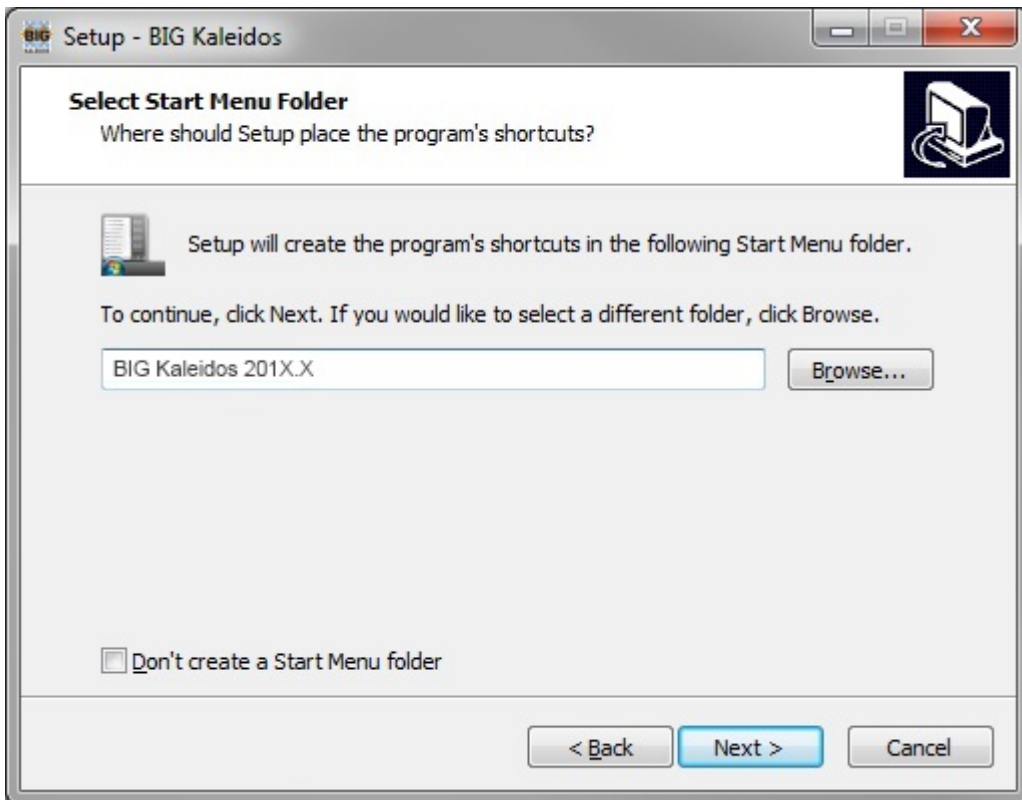




5. In order to be allowed to use the BIG Kaleidos 201X.X you have to accept the user license agreement. Select "I accept..." and then on "Next". Following screen will appear.

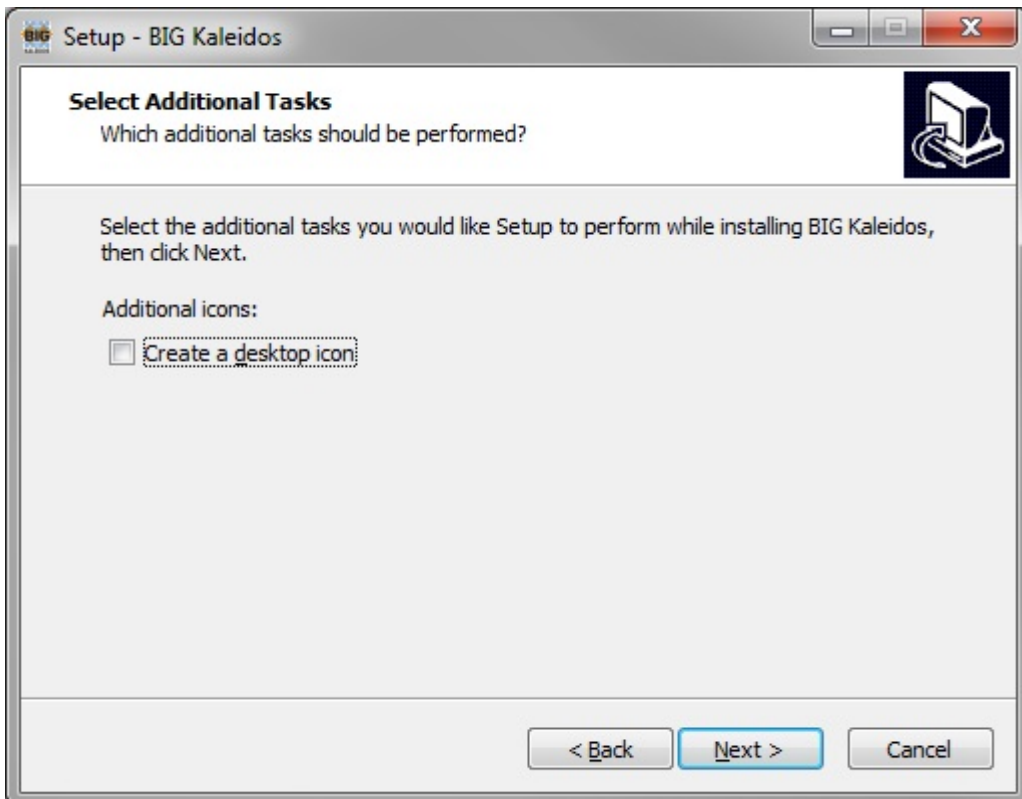


6. Specify the installation directory and click "Next".

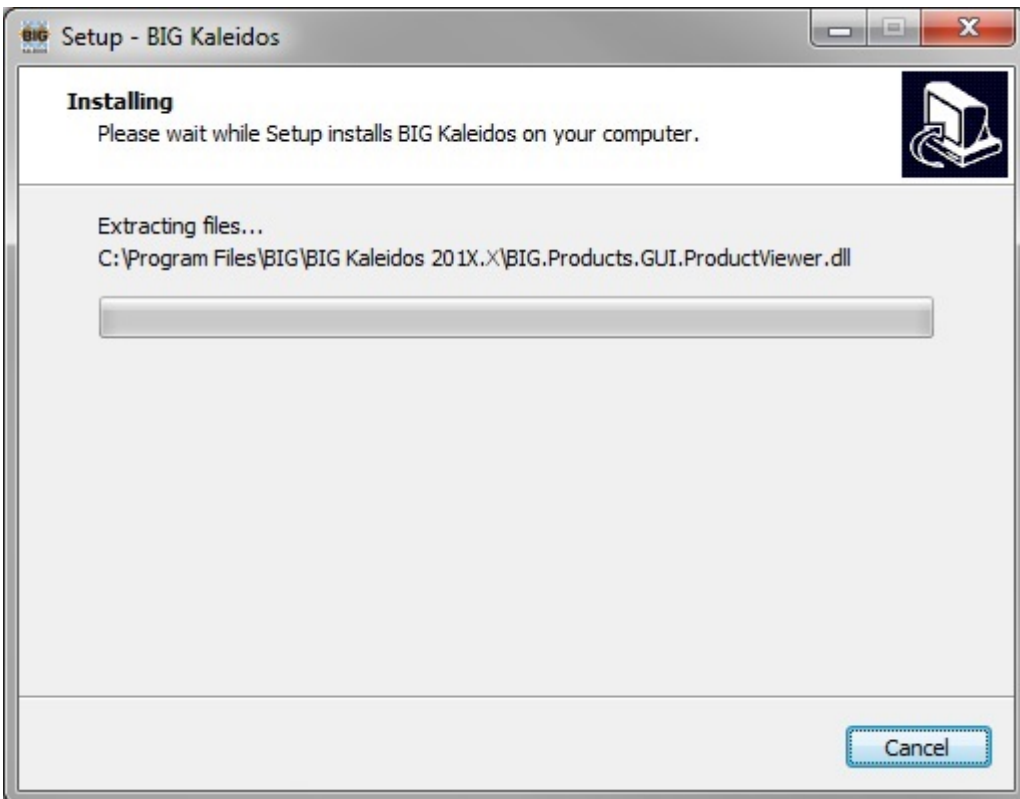
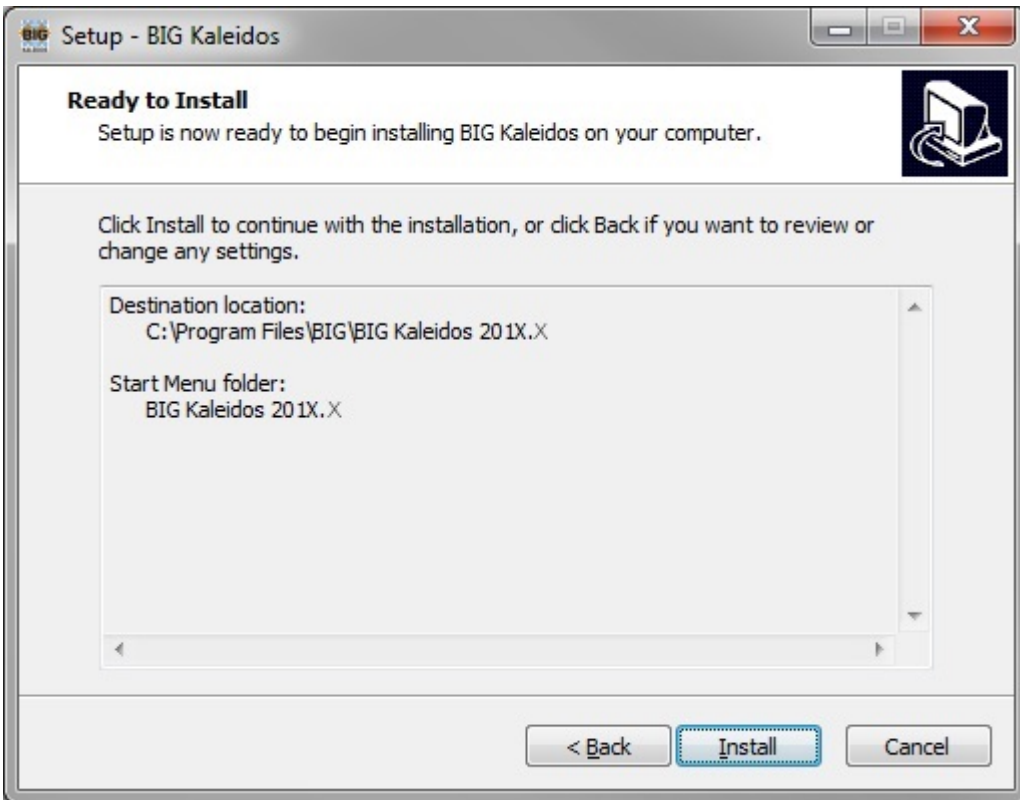


7. You can now choose the location in your start menu.

8. You can now create a shortcut to the desktop. Select the additional link and click "next".



9. Click "Install". Setup will now install the BIG Kaleidos.



10. When the installation is completed following screen will appear:



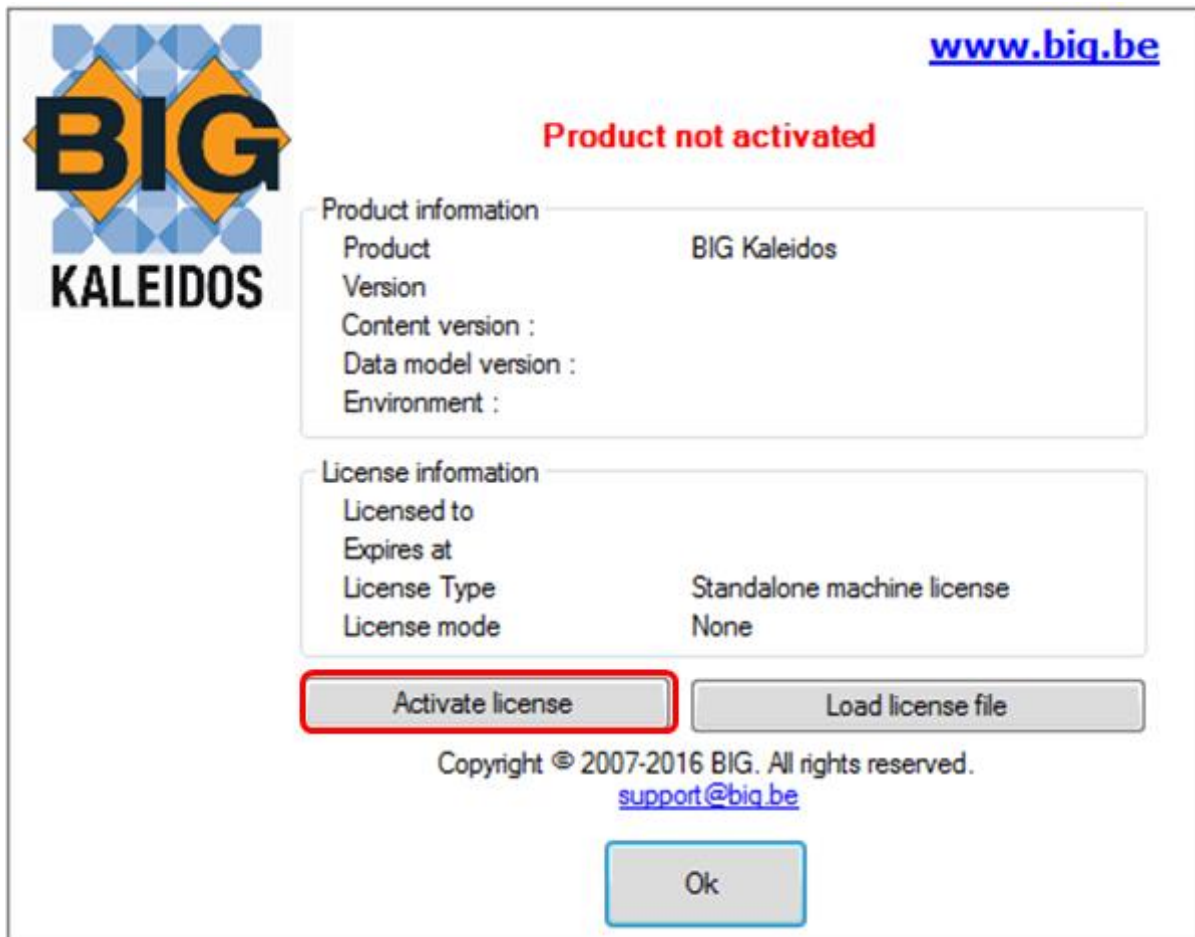
11. Click on "Finish" to finish the installation.
12. You can now start the BIG-application from the start menu.

-0-

Activation

Activation

When you start the application you will see a window that tells you the software needs to be activated. If you are connected to the internet this will happen automatically after you fill in your E-mail and serial number.



Click the button "Activate license"

The image shows a 'License request' dialog box. On the left is the BIG KALEIDOS logo. The main area contains the text 'Fill in the required information to request a license.' Below this are four fields: 'Product' (BIG Kaleidos), 'Version', 'E-Mail', and 'Serial number'. The 'E-Mail' and 'Serial number' fields are highlighted with a red rectangle. At the bottom are 'Ok' and 'Cancel' buttons.

In the field "E-mail", please fill in your E-mail address.

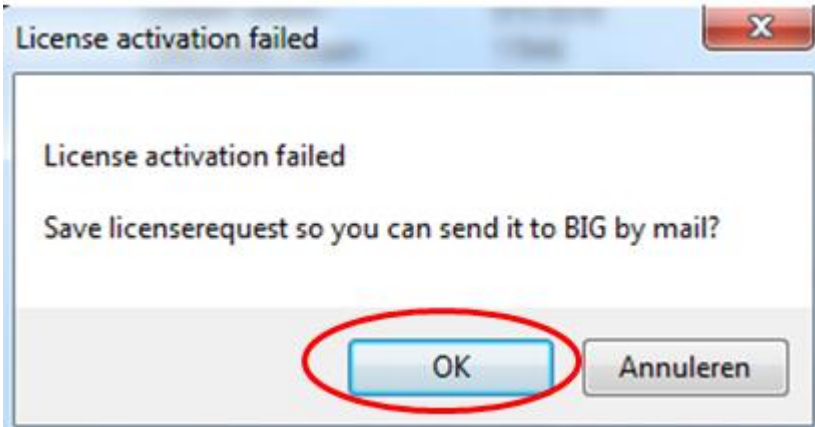
In the field "Serial number", please fill in the serial number that you have received with your order.

In case of a successful automatic activation, you will see the screen below.

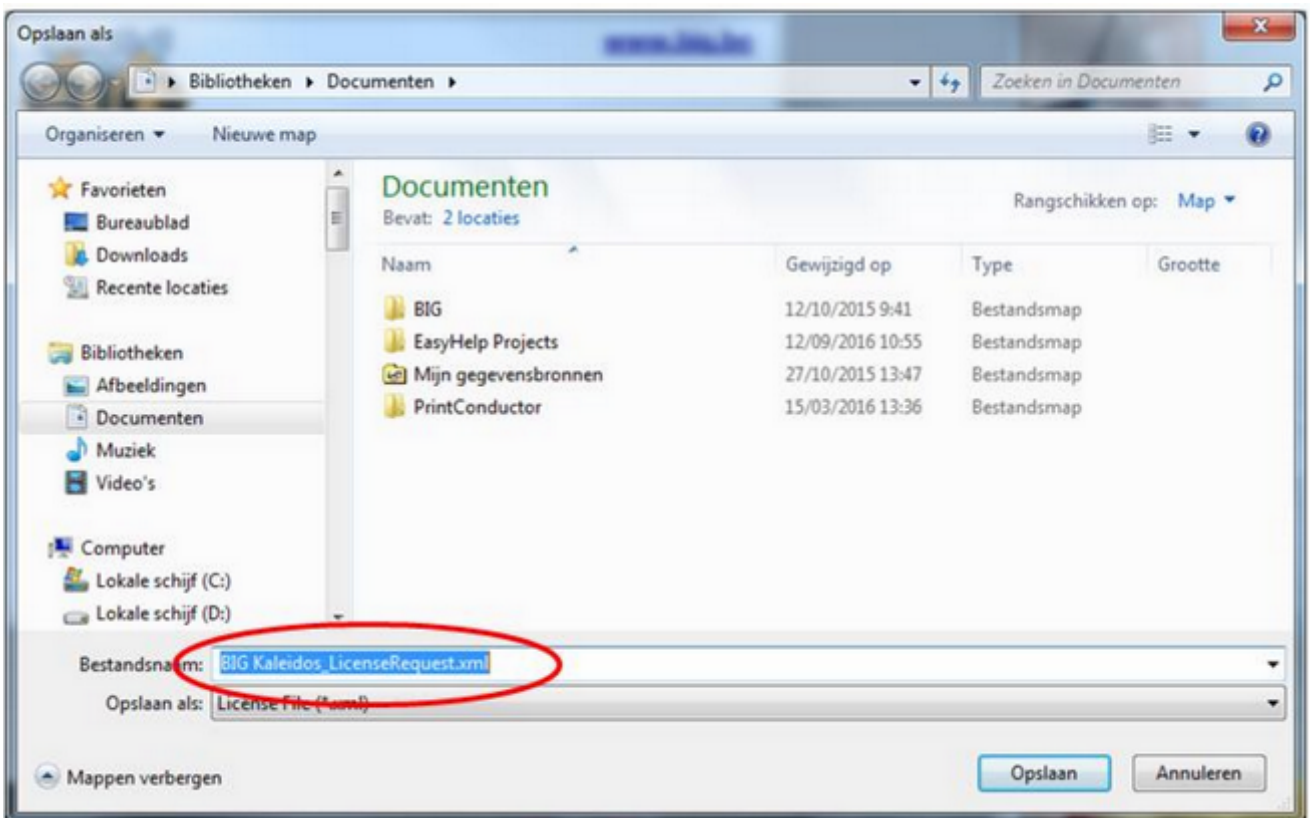
PLEASE NOTE!: The software will not be valid after the date shown in the field "expires at".

The image shows a successful license activation screen. It features the BIG KALEIDOS logo on the left and the website www.big.be in the top right. The screen is divided into two main sections: 'Product information' and 'License information'. The 'Product information' section lists: Product (BIG Kaleidos), Version, Content version, Data model version, and Environment. The 'License information' section lists: Licensed to, Expires at, License Type (Standalone machine license), and License mode (None). At the bottom, there are two buttons: 'Reactivate license' and 'Load license file'. Below these buttons is the copyright notice: 'Copyright © 2007-2016 BIG. All rights reserved.' followed by the email address support@big.be. An 'Ok' button is located at the very bottom.


If the automatic online activation fails, you will see the screen below.



By clicking "OK", you can save a "licenseRequest"-file that you can email to support@big.be



You will then receive a "licenseResponse"-file from BIG that you can load by using the button "load license file".



www.big.be

Product information

Product	BIG Kaleidos
Version	2016.1 (Build 4597)
Content version :	9/5/2016
Data model version :	17846
Environment :	Kaleidos 2016.1

License information

Licensed to	nathalie.geysels@big.be
Expires at	12/31/2017
License Type	Standalone machine license
License mode	None

Copyright © 2007-2016 BIG. All rights reserved.
support@big.be

-0-

Activation via Command Line

To activate the software using the Windows command line, use the following syntax:

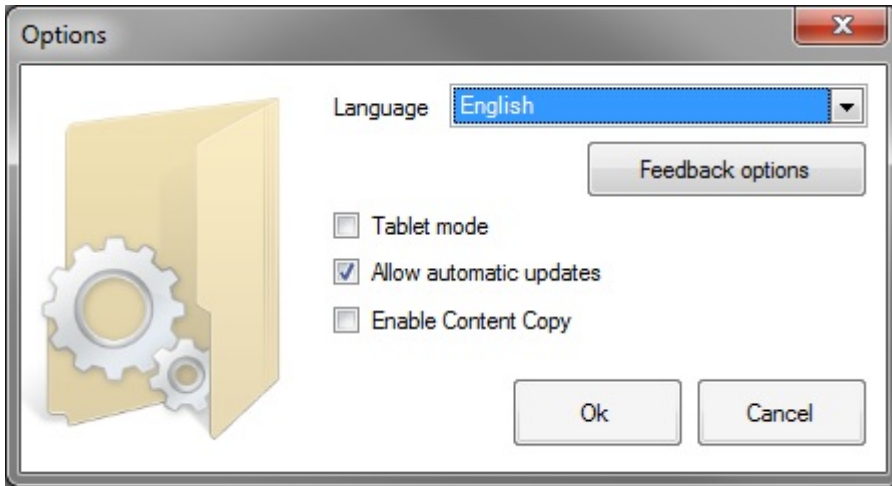
```
BIG.presentation.bigcd.exe ACTIVATE=XXXX-XXXX-XXXX-XXXX-XXXX
```

Where XXXX-XXXX-XXXX-XXXX-XXXX is your license key.

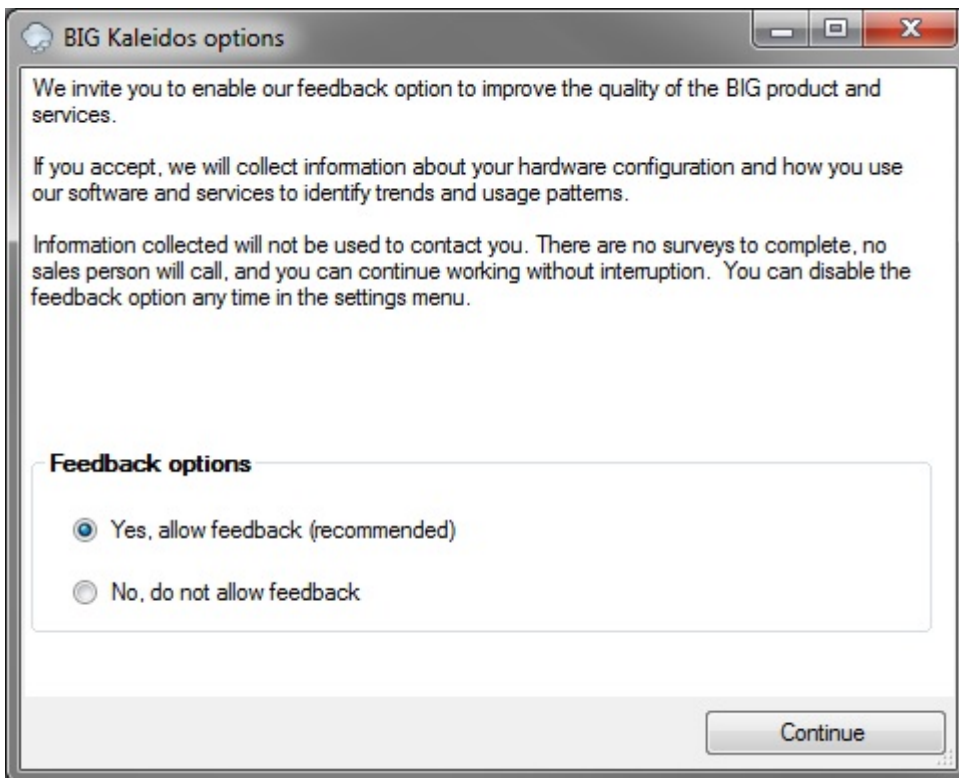
-o-

Automatic updates/Feedback

The Kaleidos software has a system for the automatic installation of small updates and patches. During the first activation, you get the possibility to deactivate this option.



After that you get the option to send feedback data. This allows us to improve the product. We do not collect personal information. And this data will neither be used for marketing purposes.



-0-

Uninstall

Problems with installation

Contact helpdesk

When any problems occur during downloading you can contact the helpdesk.

This can best be done by e-mail accompanied by screenshots. This allows us to give accurate assistance also with the help of screenshots and when necessary with updates.

Brandweerinformatiecentrum Gevaarlijke Stoffen
Technische Schoolstraat 43A
2440 Geel
Belgium

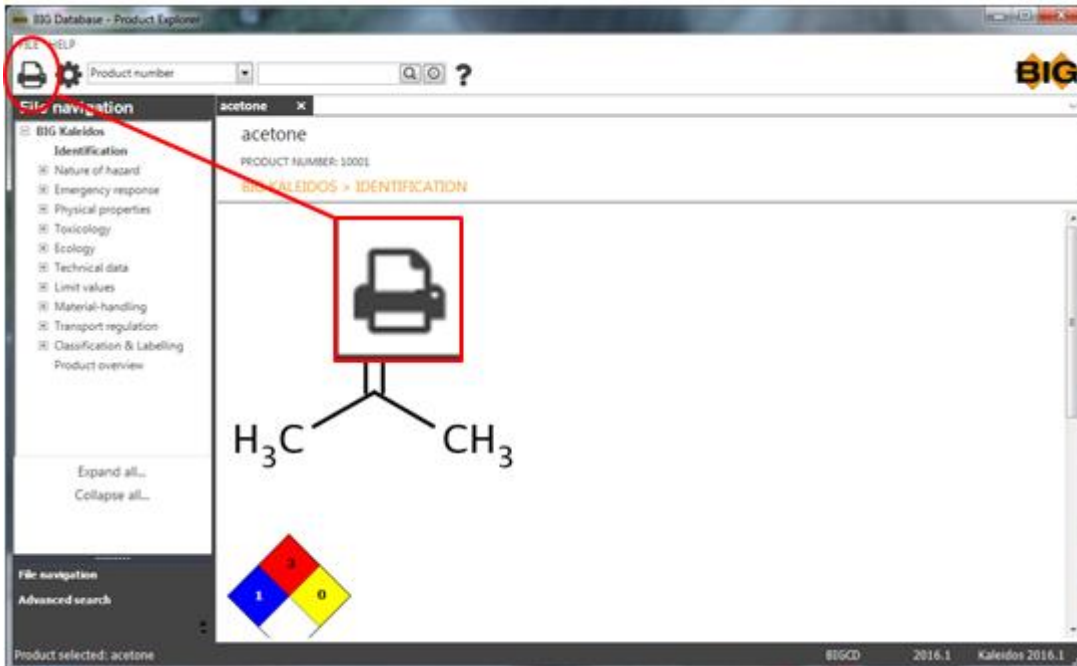
Support@big.be
Tel.: +32 (0)14 58 45 47
Fax: +32 (0)14 58 35 16

-0-

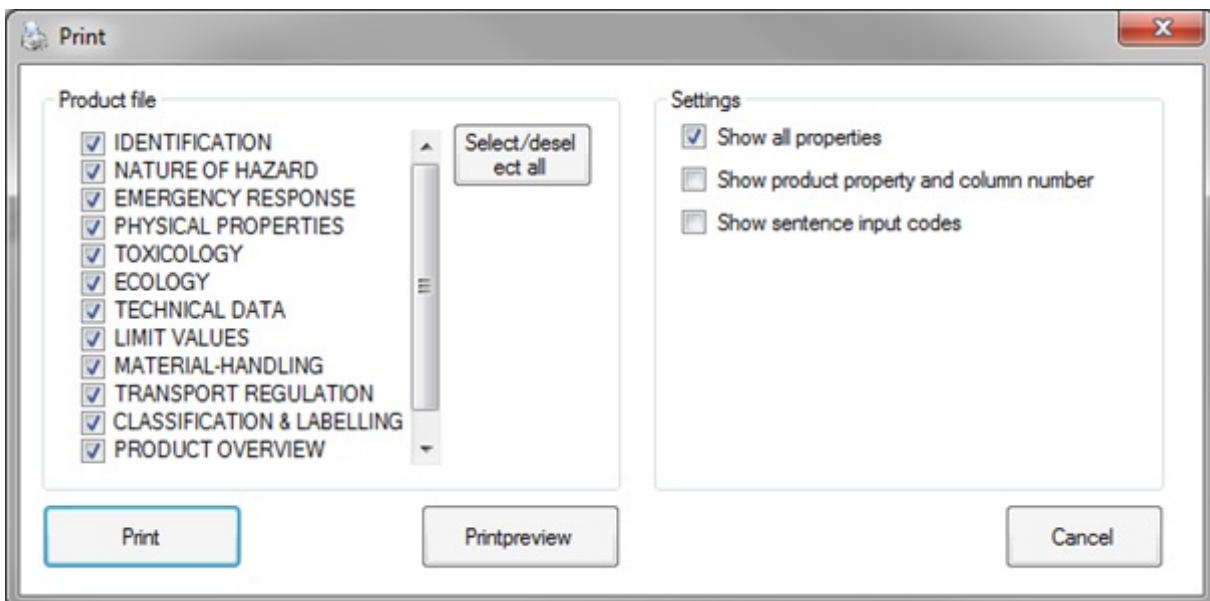
Using BIG Kaleidos 201X.X

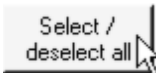
Data transfer to printer


Click on Print.

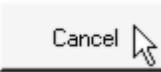


Print screen will appear in which the sections can be indicated that need to be printed.



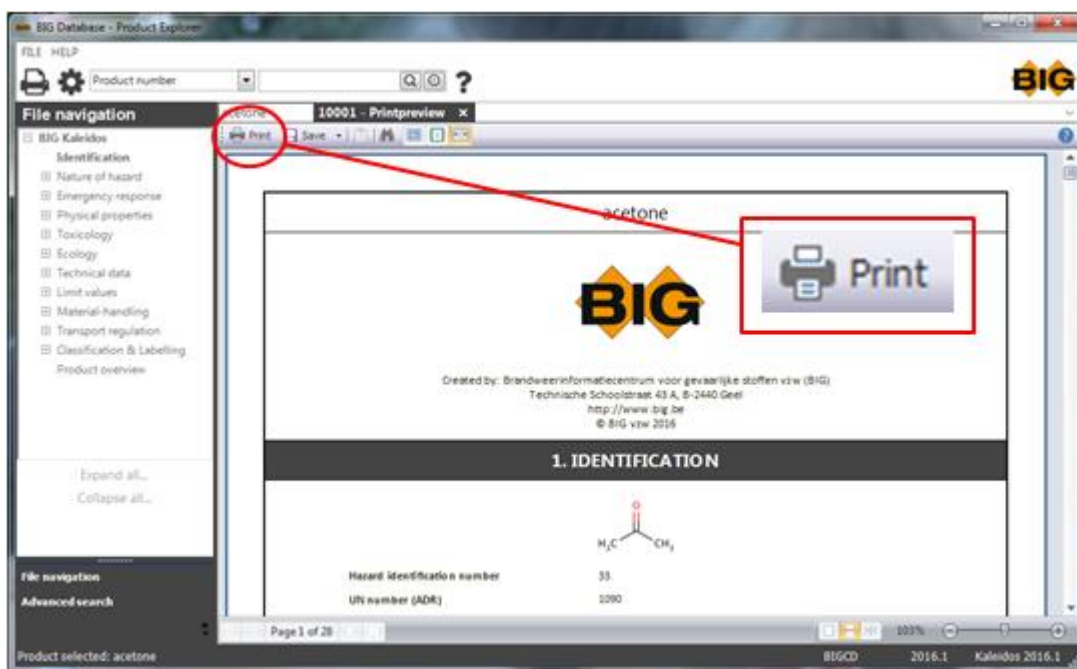
The selection can be altered by clicking on  .

The printing job will be initiated after  is pressed.

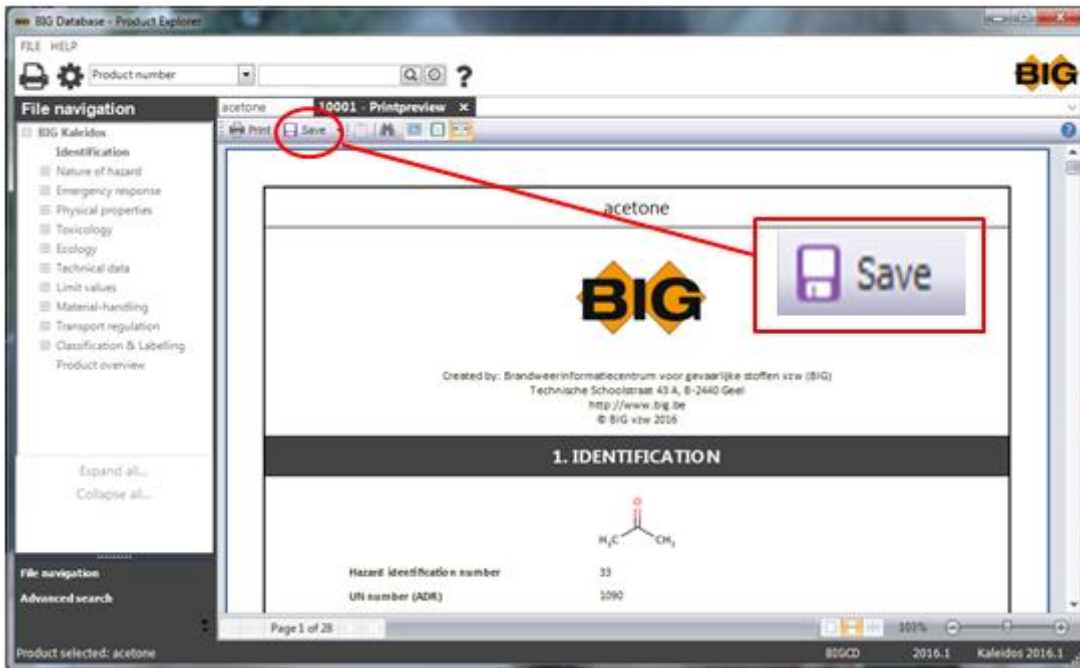
In case you wish to leave the print screen without executing the printing job you can click on  .

You can also chose for  .

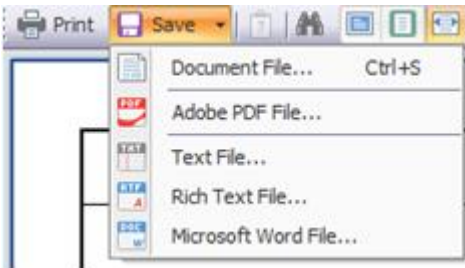
An extra tab Printpreview will appear where Print can be selected.



The tab Printpreview also has the option Export (Save).

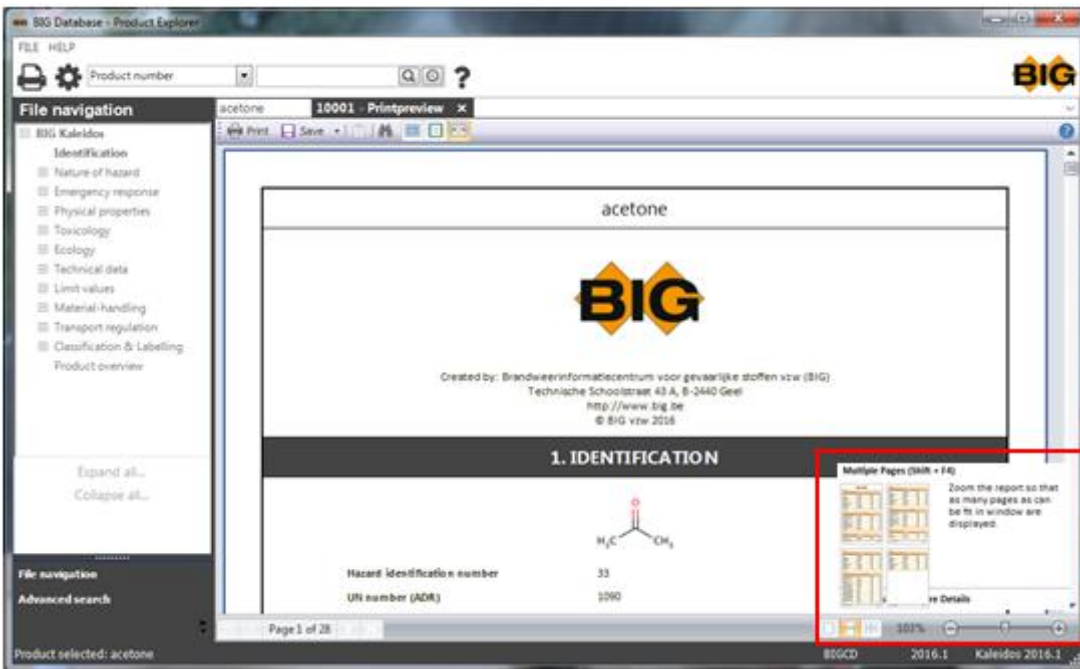


Following options are available:

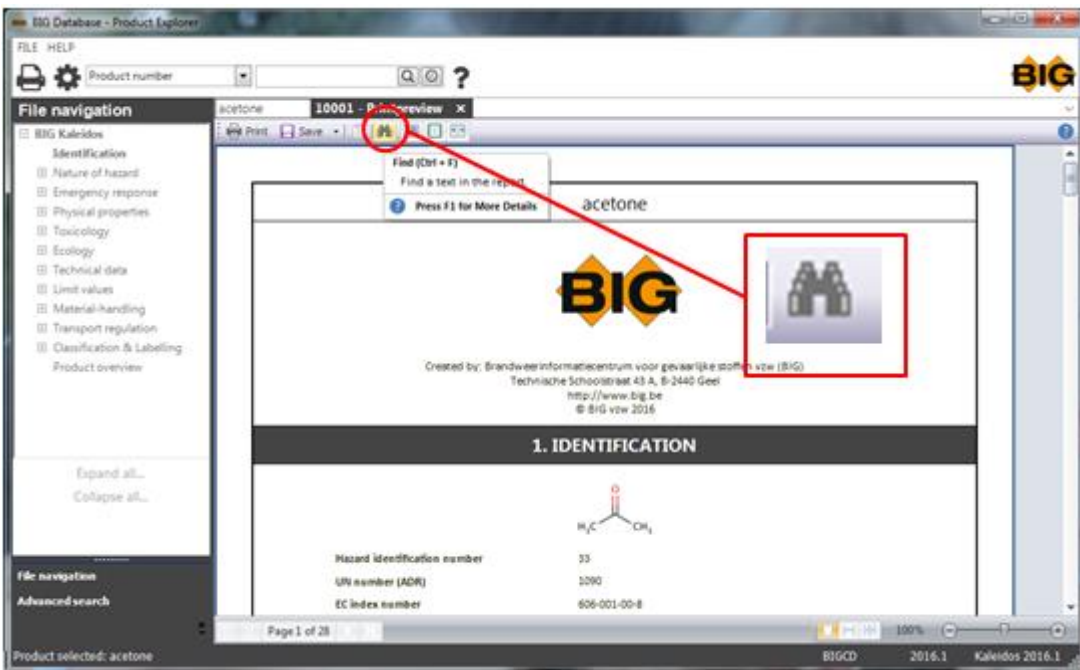


Other available aids are:

Thumbnail views



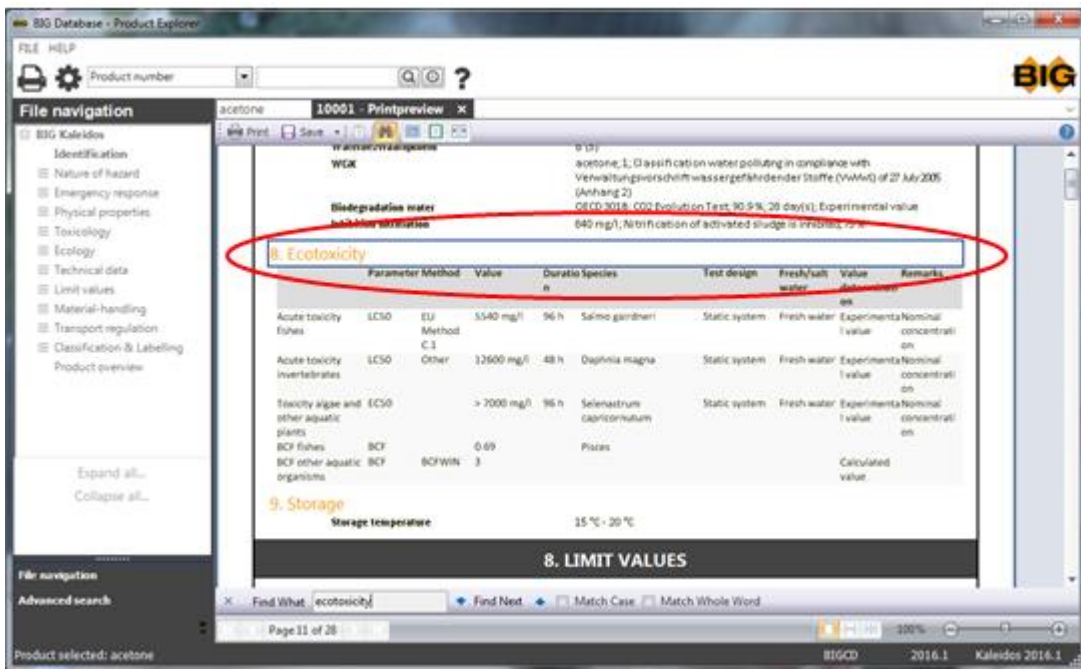
Search



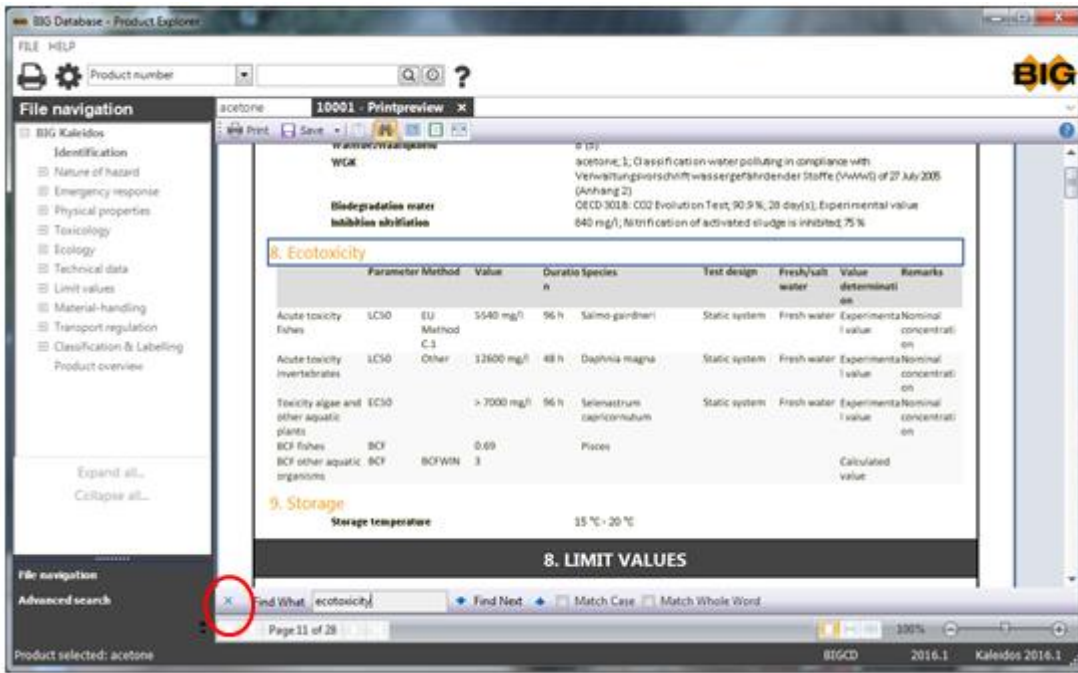
Type the word/term you are searching for in the textbox and click Find next.



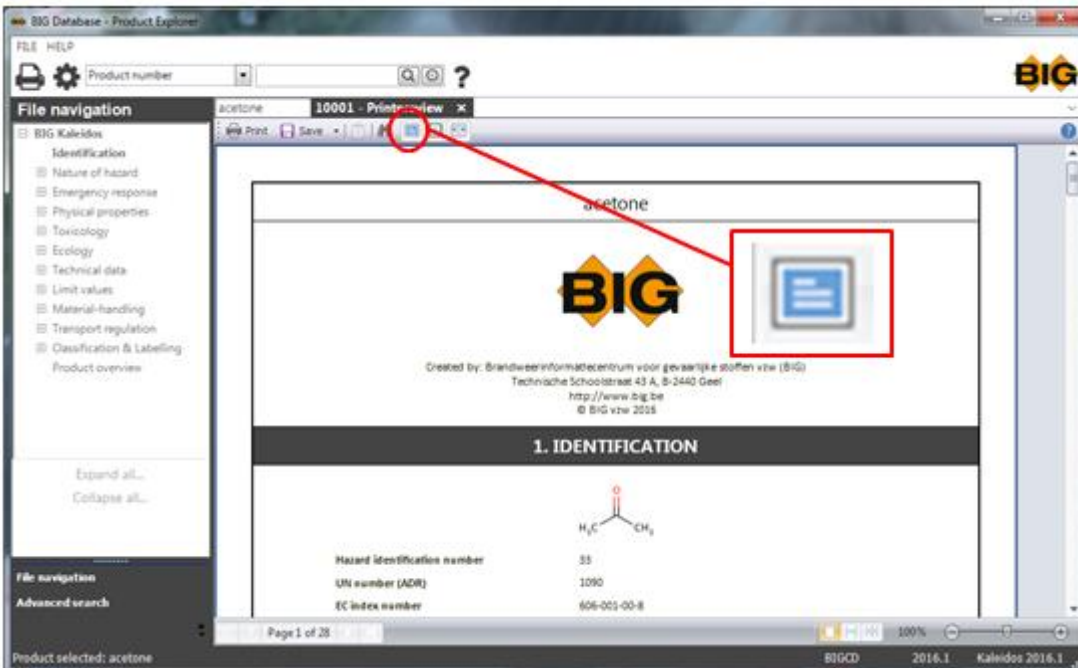
The searched for word is marked.



The window can be closed by clicking on Close.

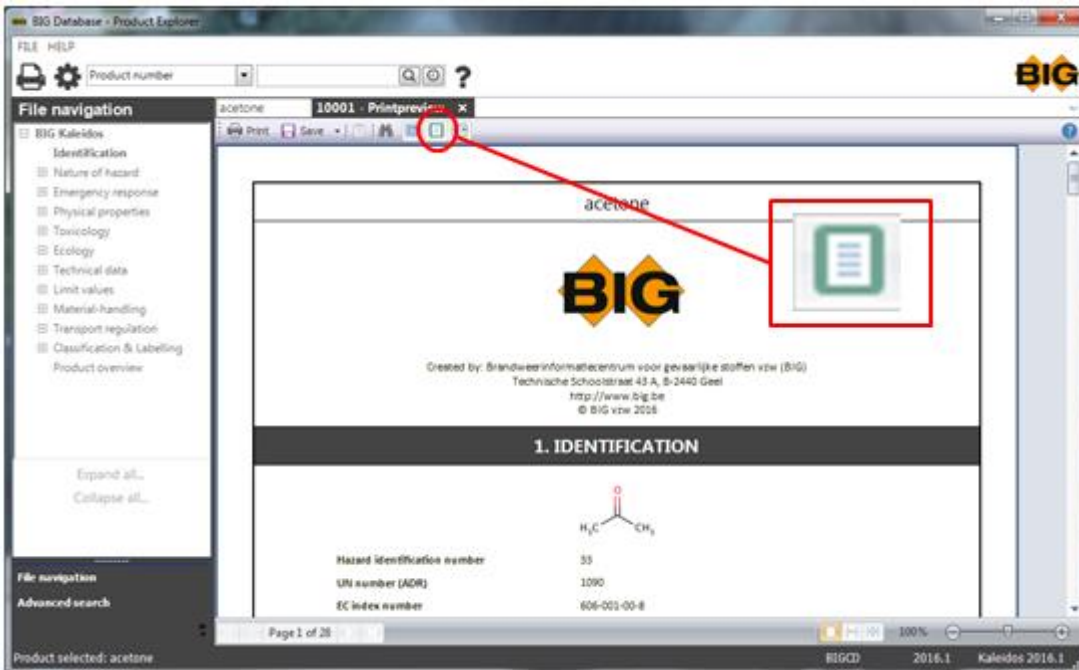


Full screen



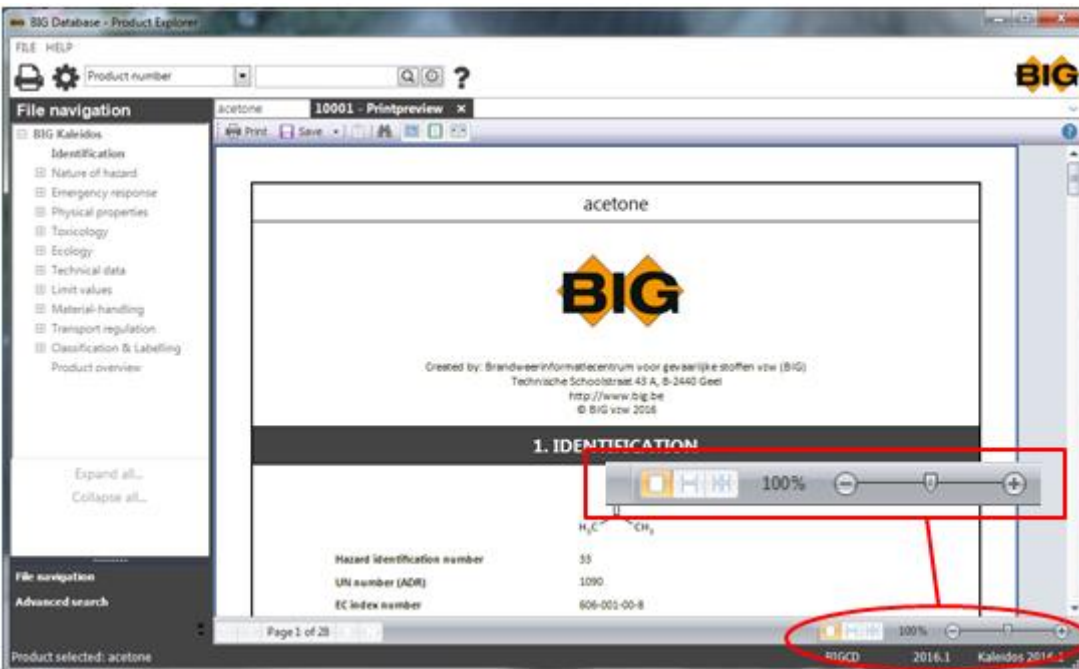
Using this you can hide most screen options, to allow a view on a larger part of the document. You can go back to previous view by clicking on the button Close or press ESC.

One page



By clicking on One page you increase the view to allow a view of the whole page.

Zoom in



To zoom in on a document in printpreview in order to improve readability. Zoom in % can be typed in or you can use the + and - button.

When you zoom in it has no influence on the print size.

Printpreview can be closed by clicking on Close.

The screenshot displays the 'BIG Database - Product Explorer' application. The main window shows a 'Print Preview' for the product 'acetone'. The interface includes a 'File navigation' sidebar on the left with categories like Identification, Nature of hazard, Emergency response, Physical properties, Toxicology, Ecology, Technical data, Limit values, Material-handling, Transport regulation, Classification & Labelling, and Product overview. The main content area features the 'BIG' logo, contact information for the Brandveerinformatiecentrum voor gevaarlijke stoffen vzw (BIG), and the section '1. IDENTIFICATION'. Below this, a chemical structure of acetone is shown, along with a table of identification numbers.

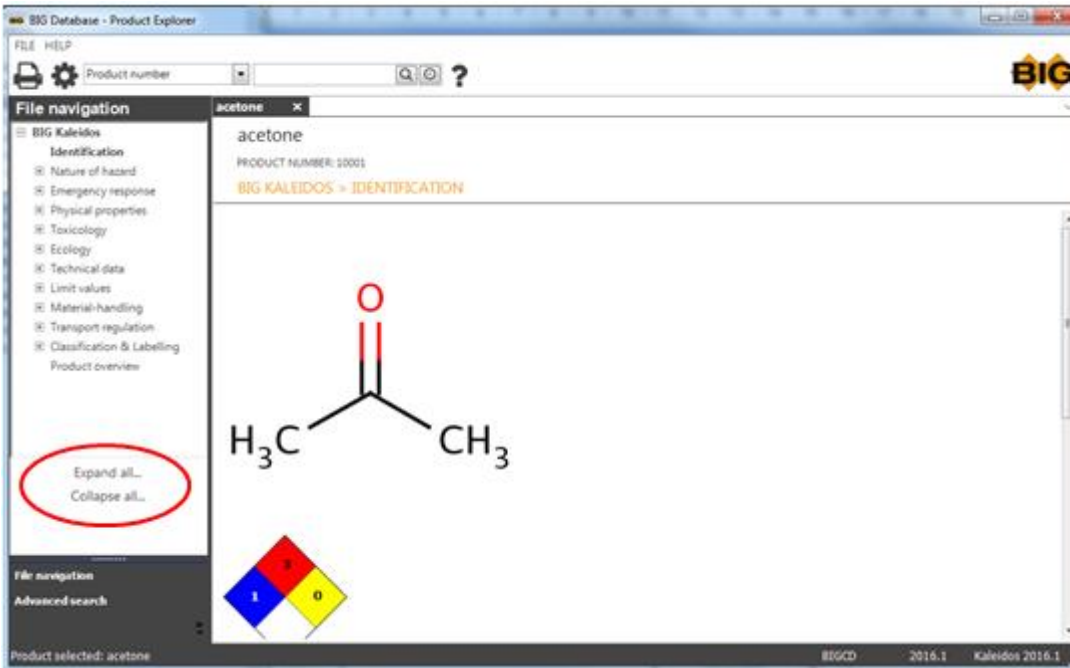
Hazard identification number	33
UN number (ADR)	1090
EC index number	606-001-00-8

Page 1 of 28

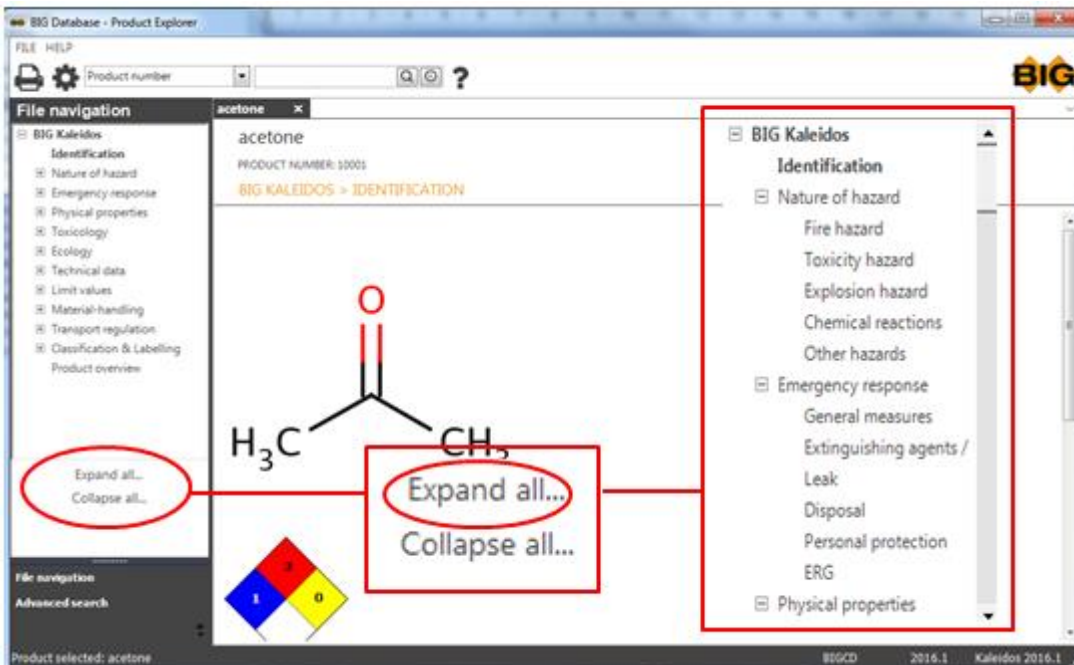
-O-

File navigation

You can choose to have a select menu per section. Screen below appears at first selection.



Or you can choose to have a full menu per section including all subsections. Click on Expand all.



You can also click on the plus operator in front of a section.

The screenshot shows the 'BIG Database - Product Explorer' interface for 'acetone'. The left sidebar lists sections: Identification, Emergency response, Physical properties, Toxicology, Ecology, Technical data, Limit values, Material-handling, Transport regulation, Classification & Labelling, and Product overview. The right pane displays the 'BIG Kaleidos Identification' section with a list of sub-sections: Nature of hazard, Emergency response, Physical properties, Toxicology, Ecology, Technical data, Limit values, Material-handling, Transport regulation, Classification & Labelling, and Product overview. The central area shows the chemical structure of acetone (CC(=O)C) and a hazard diamond with values 1, 3, 0, and 0.

Then all subsections of this section appear.

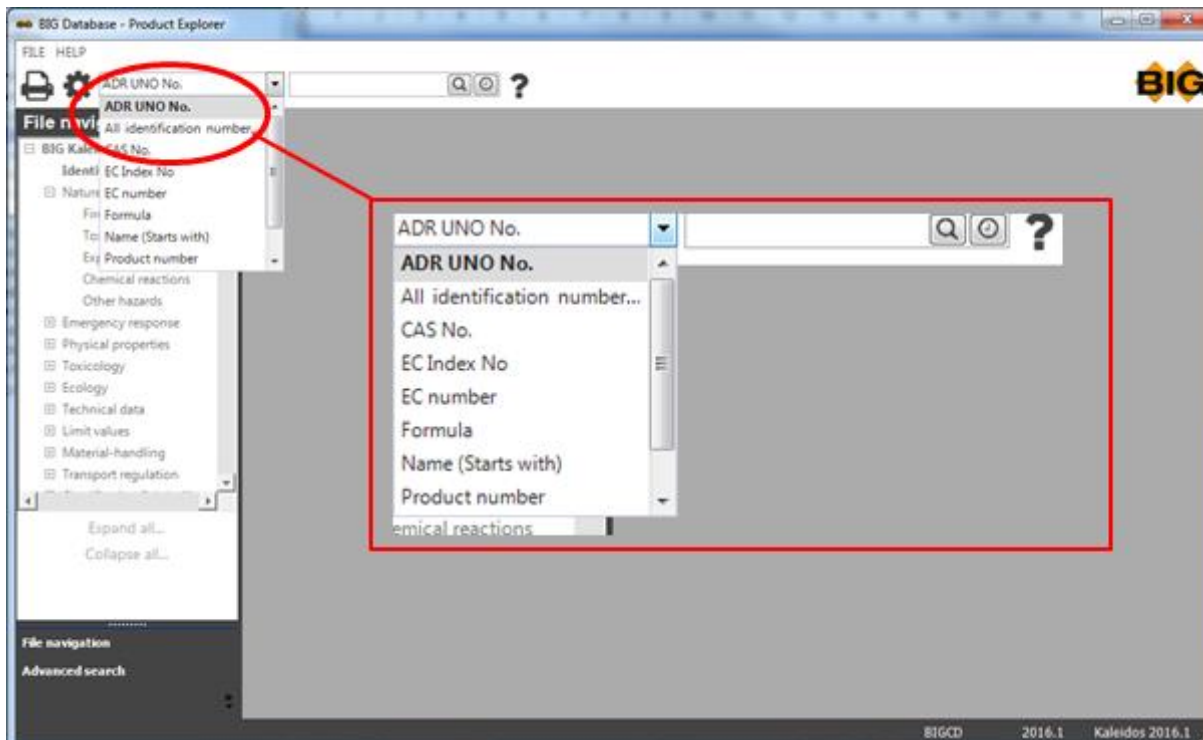
This screenshot shows the same interface as above, but with the 'Identification' section expanded. The left sidebar now lists sub-sections: Nature of hazard, Fire hazard, Toxicity hazard, Explosion hazard, Chemical reactions, and Other hazards. The right pane also shows an expanded list of sub-sections: Nature of hazard, Fire hazard, Toxicity hazard, Explosion hazard, Chemical reactions, Other hazards, Emergency response, Physical properties, Toxicology, Ecology, Technical data, Limit values, Material-handling, and Transport regulation. The chemical structure and hazard diamond remain the same.

-0-

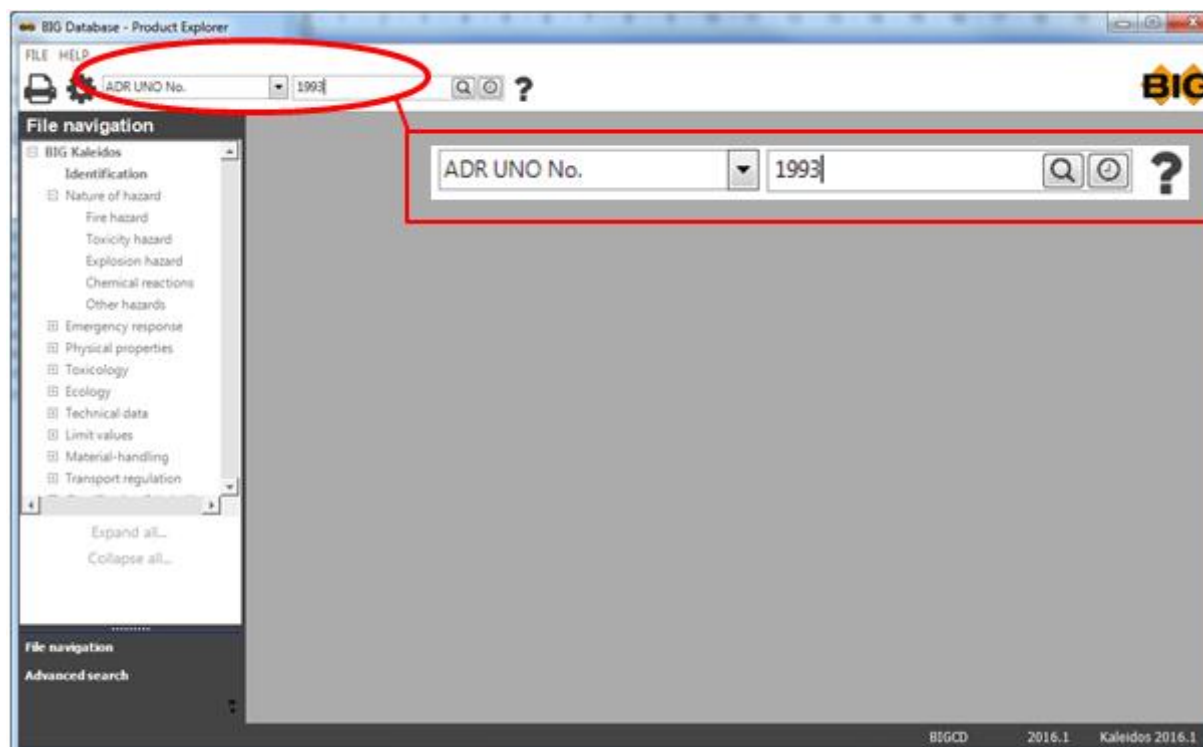
Search via ADR UNO No.


An ADR UNO No. consists in the BIG database always out of 4 digits.

Search via ADR UNO No. Can be done by selecting ADR UNO No. in the pop-up menu.

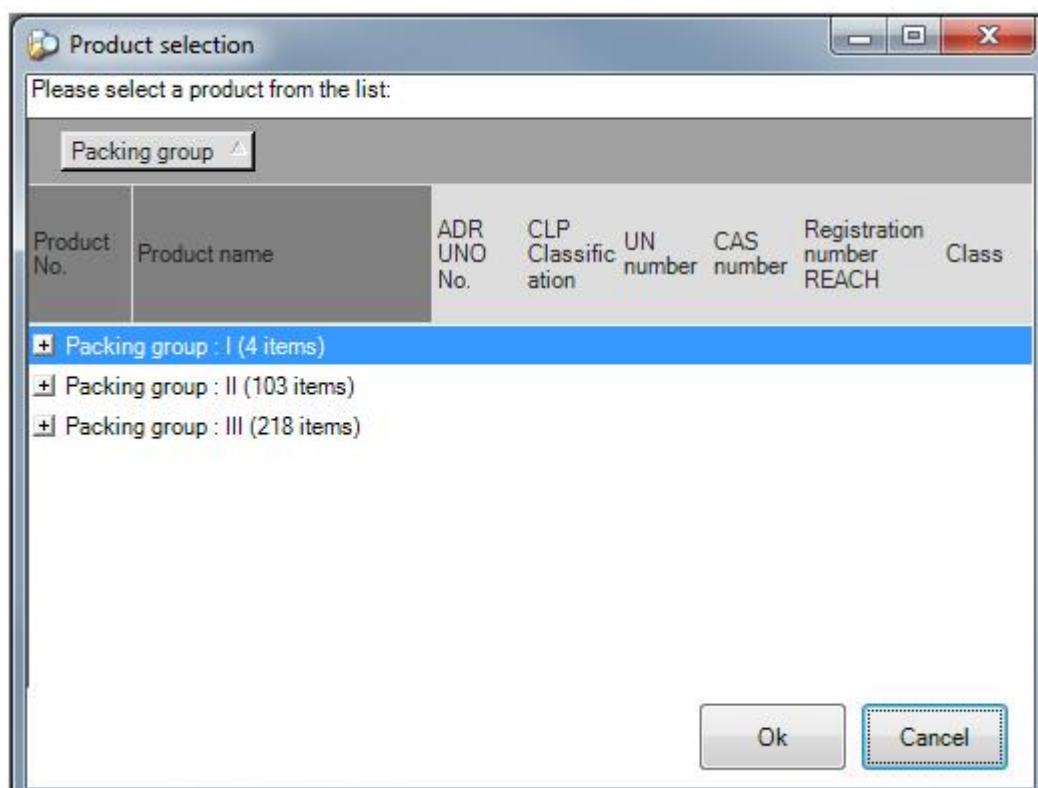


And consequently typing in the number in the textbox.

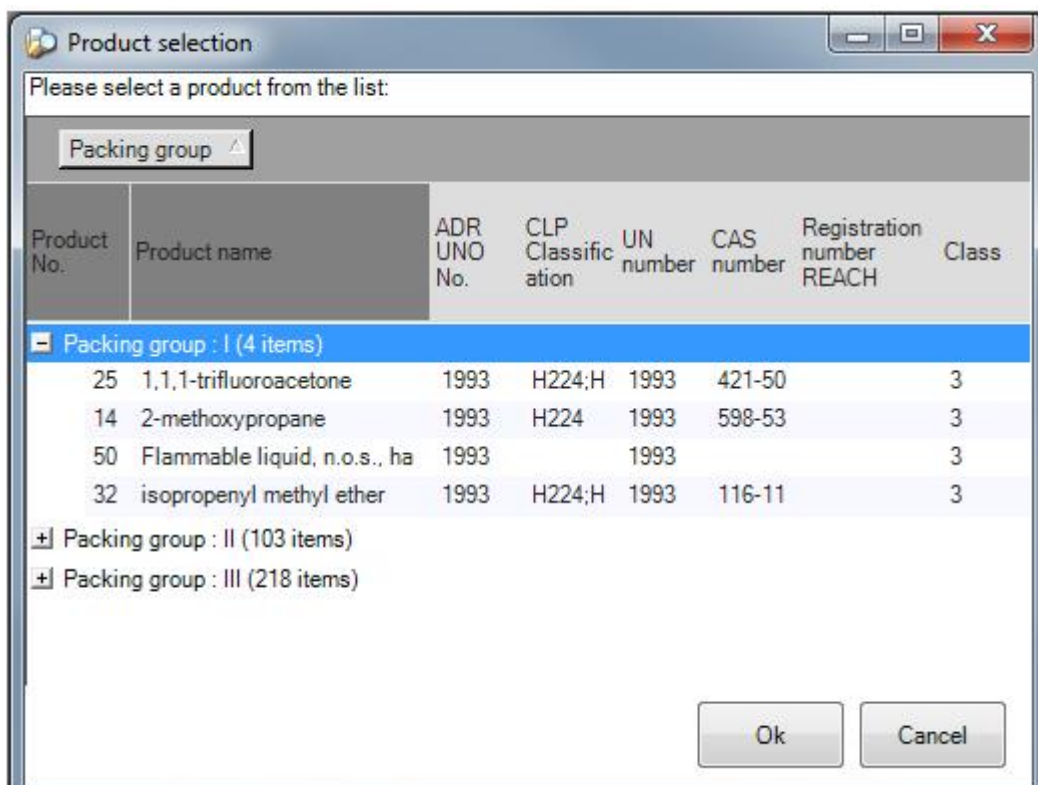


Then click on  or press enter.

A selection window will appear where you can select the desired substance/preparation.



You can unfold this selection window through the plus sign.



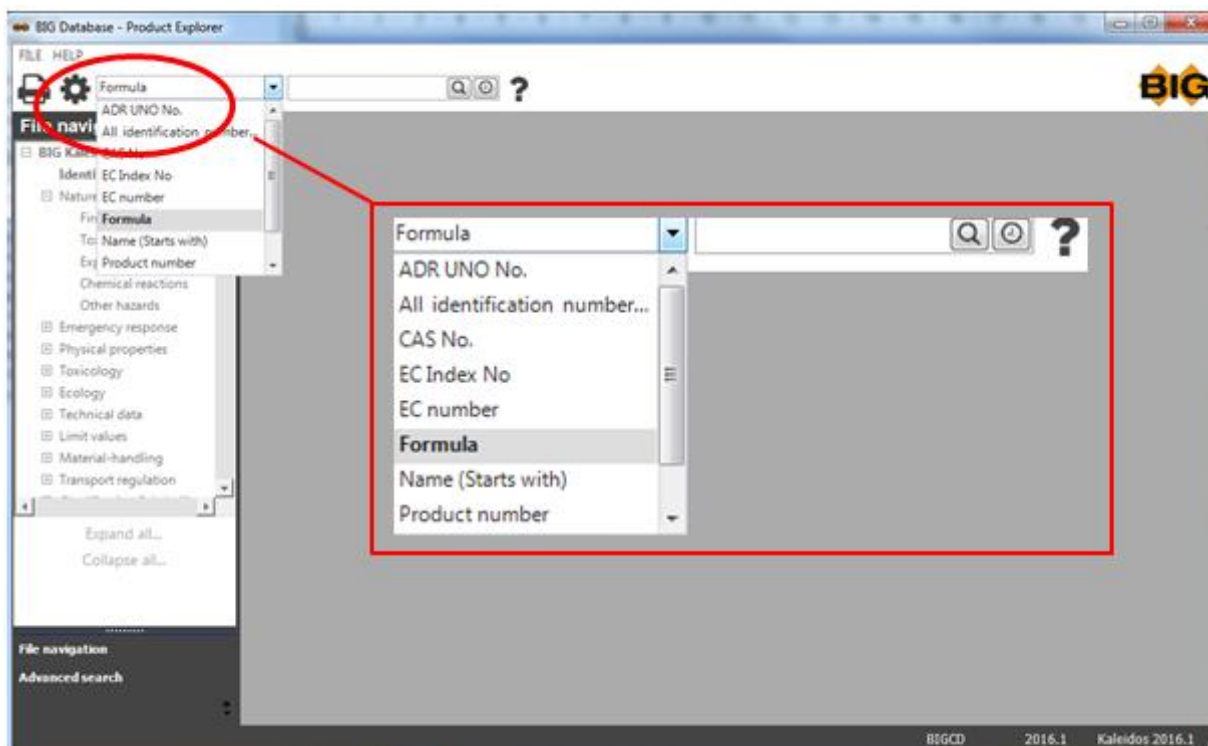
Then click on OK or double click on the selected product.

-0-

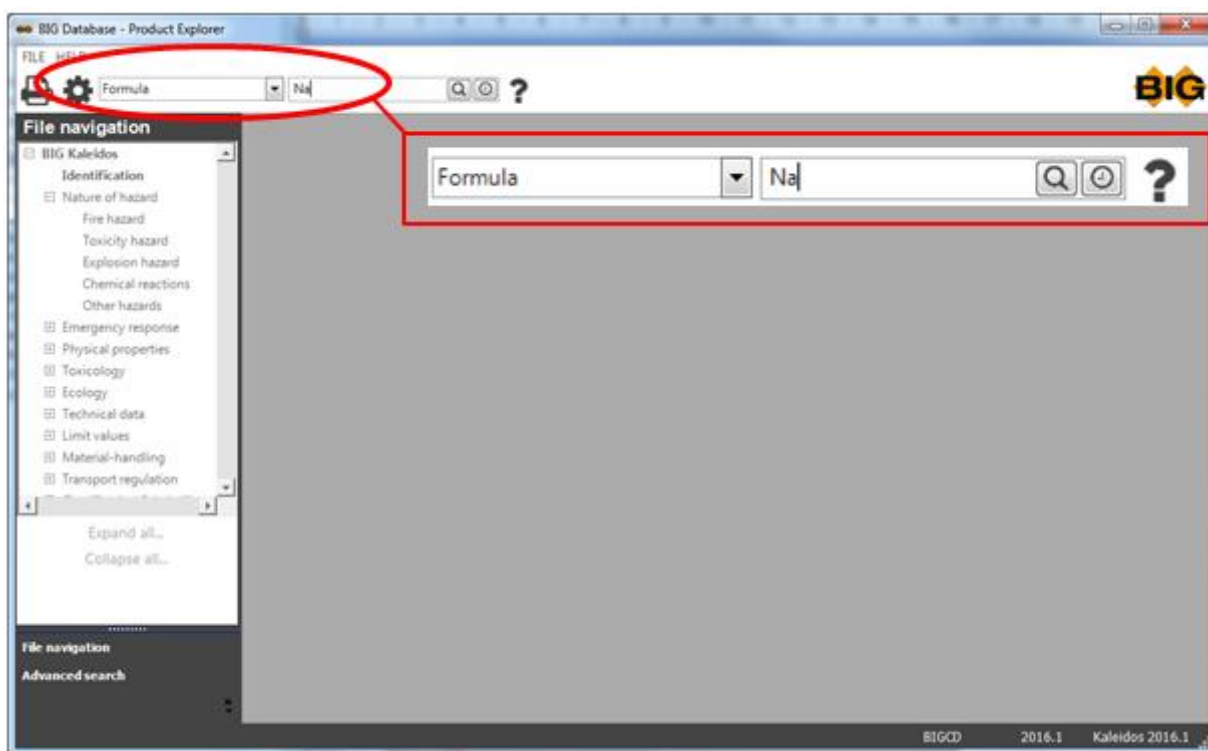
Search via Formula


For organic substances the formula consists of consequently the number of C-atoms, then the number of H-atoms and finally all other elements in alphabetical order. For inorganic substances the most common formula is used. For the hydrates the number of water molecules is added after the formula after a dot (e.g. NaI.2H₂O). Always type the elements in using capitals. When an element consists of 2 letters, the 1st is a capital and the 2nd is small print (e.g. Na).

Search via Formula can be done by selecting Formula in the pop-up menu.

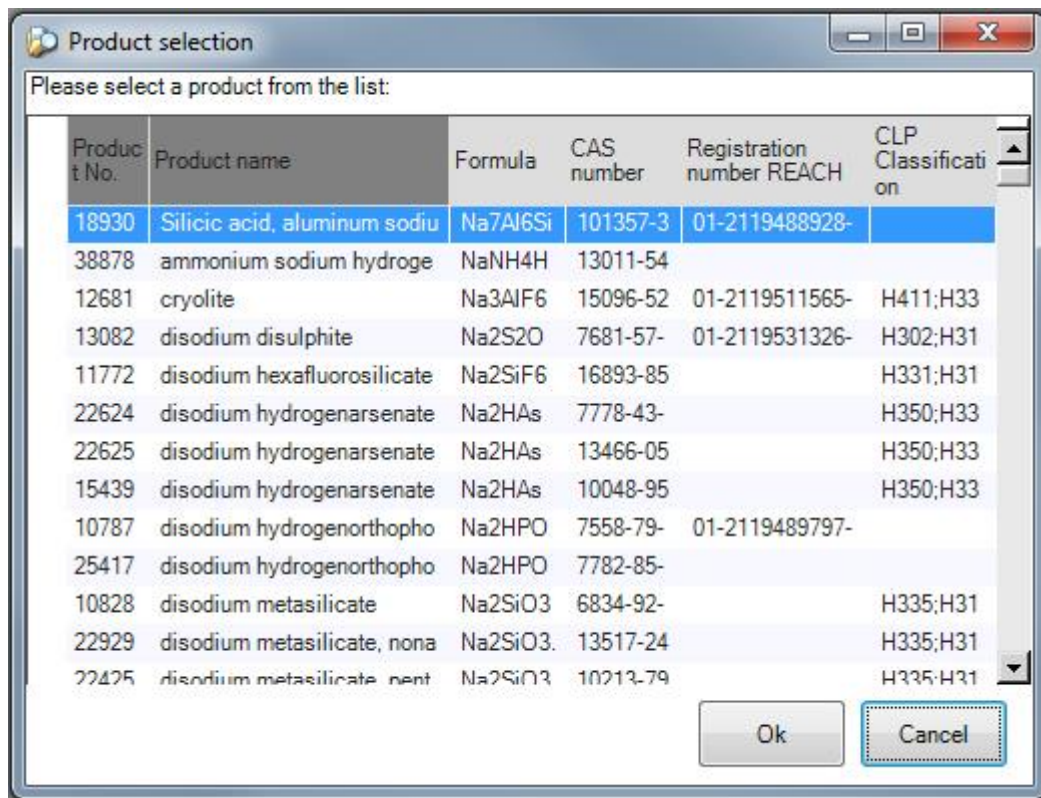


And typing the formula in the textbox.



Then click on  or press enter.

A selection window will appear where you can select the desired substance/preparation.



Then click on OK or double click on the selected product.

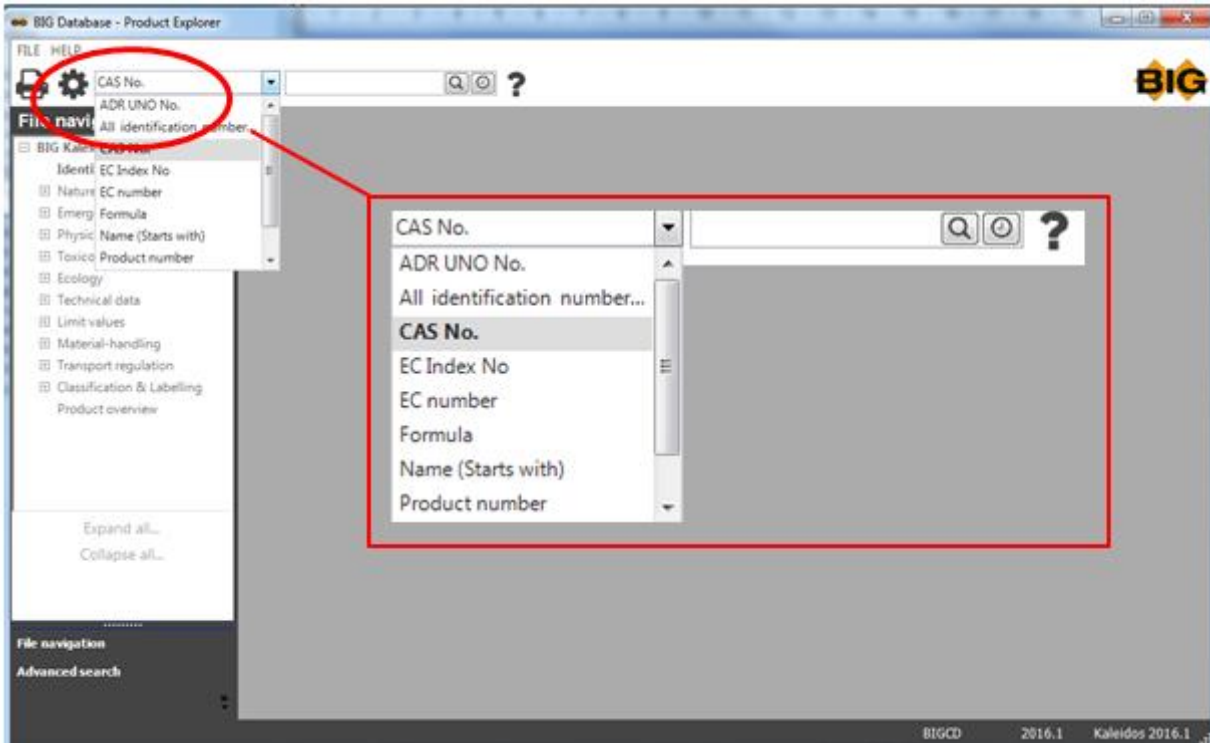
Other search options can be found under [Advanced search](#)

-0-

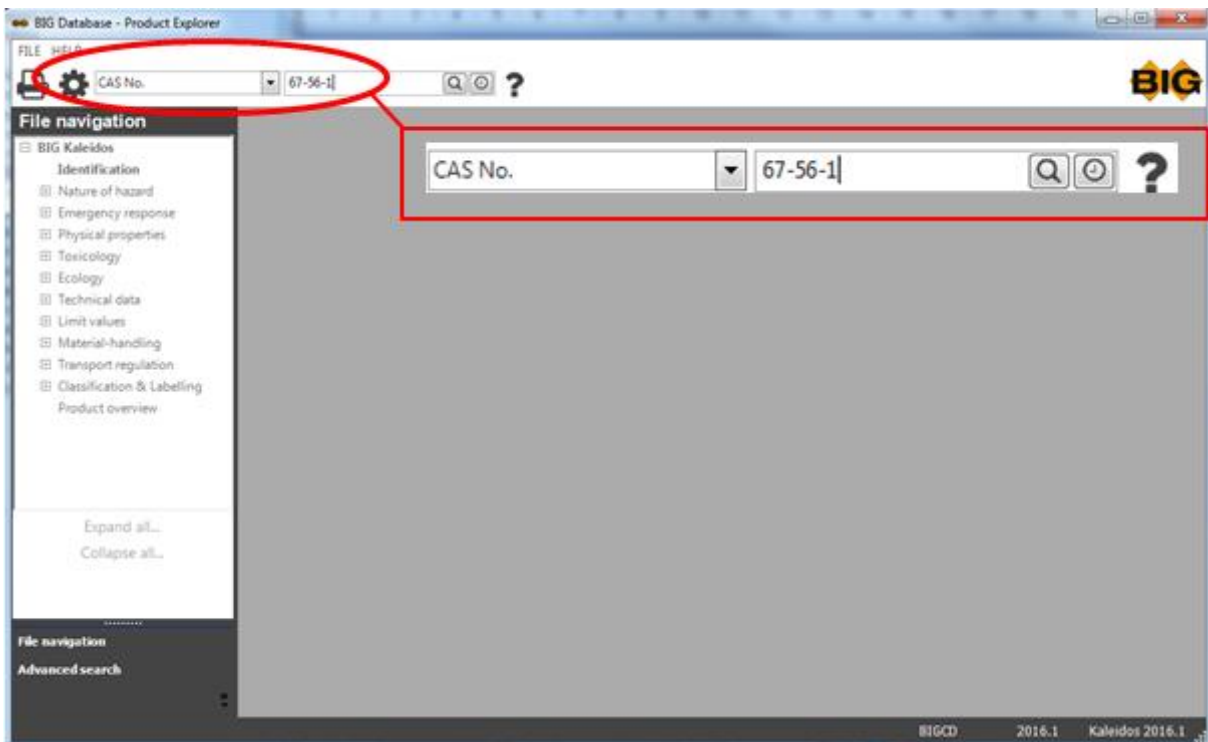
Search by CAS No.


A CAS No. consists of maximum 10 digits and 2 hyphens in the form of X XXXXXX-XX-X, with minimum 2 and maximum 7 digits before the first hyphen.

Search by CAS No. can be done by selecting CAS No. in the pop-up menu.

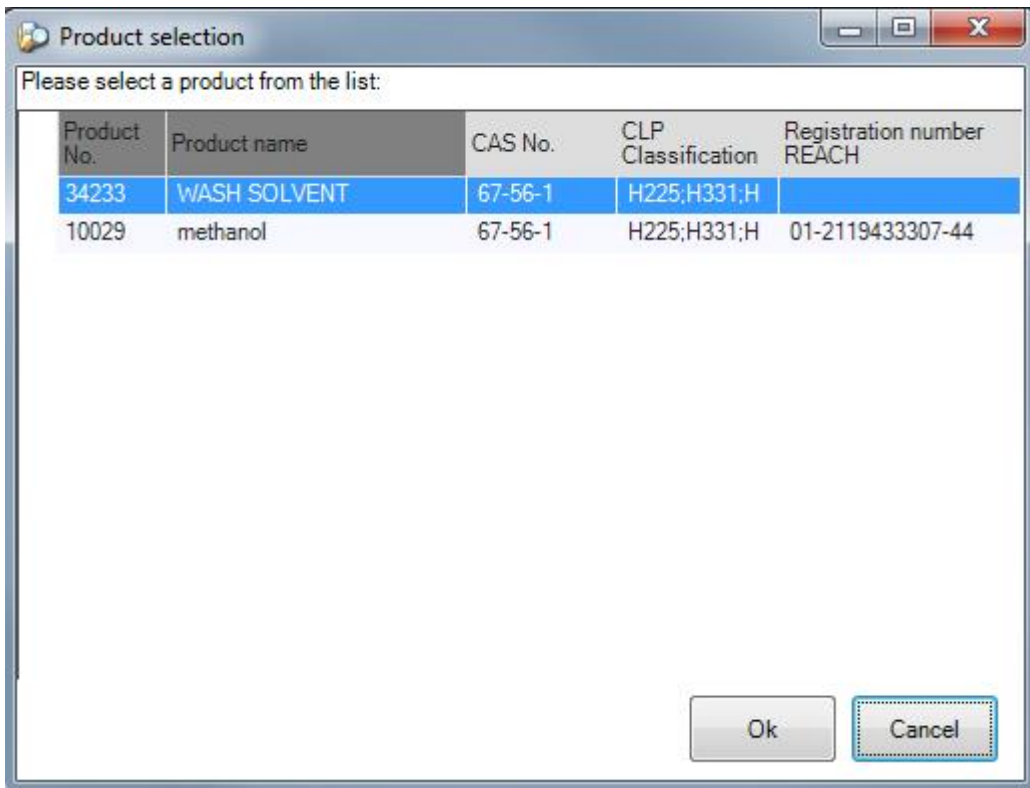


And typing the number in the textbox.



Then click on  or press enter.

A selection window will appear where you can select the desired substance/preparation.



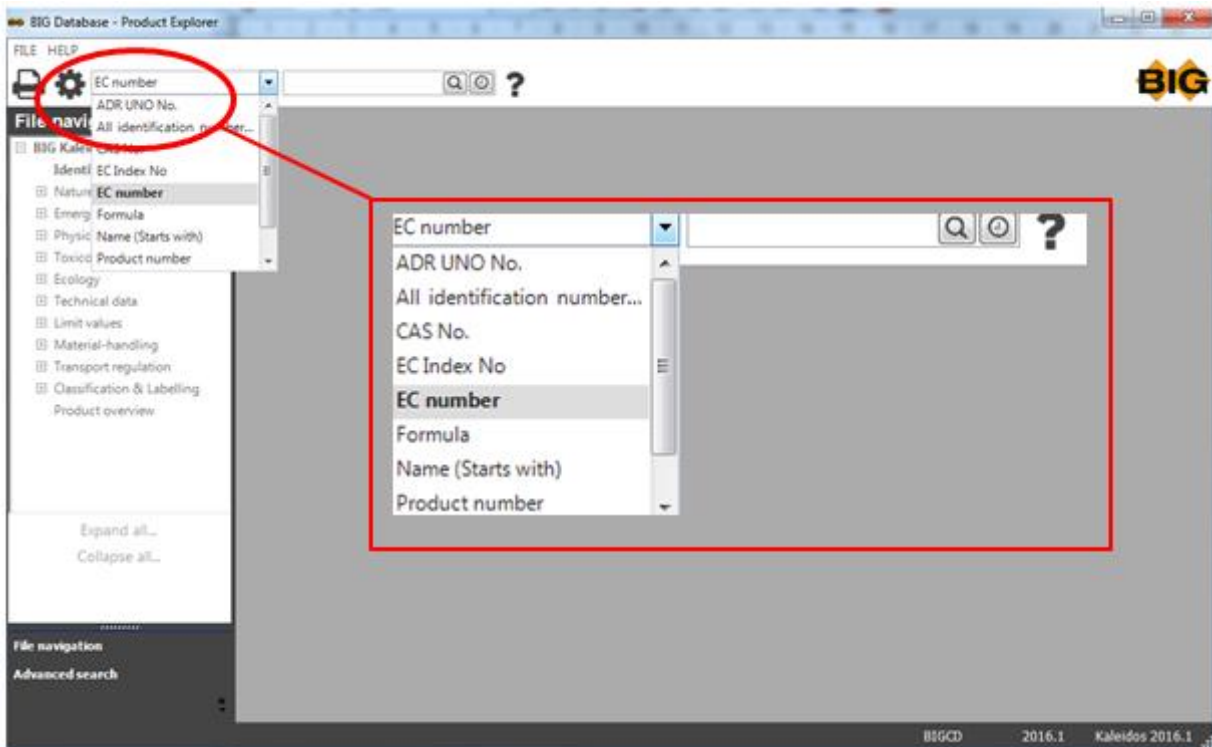
Then click on OK or double click on the selected product.

Other search options can be found under [Advanced search](#)

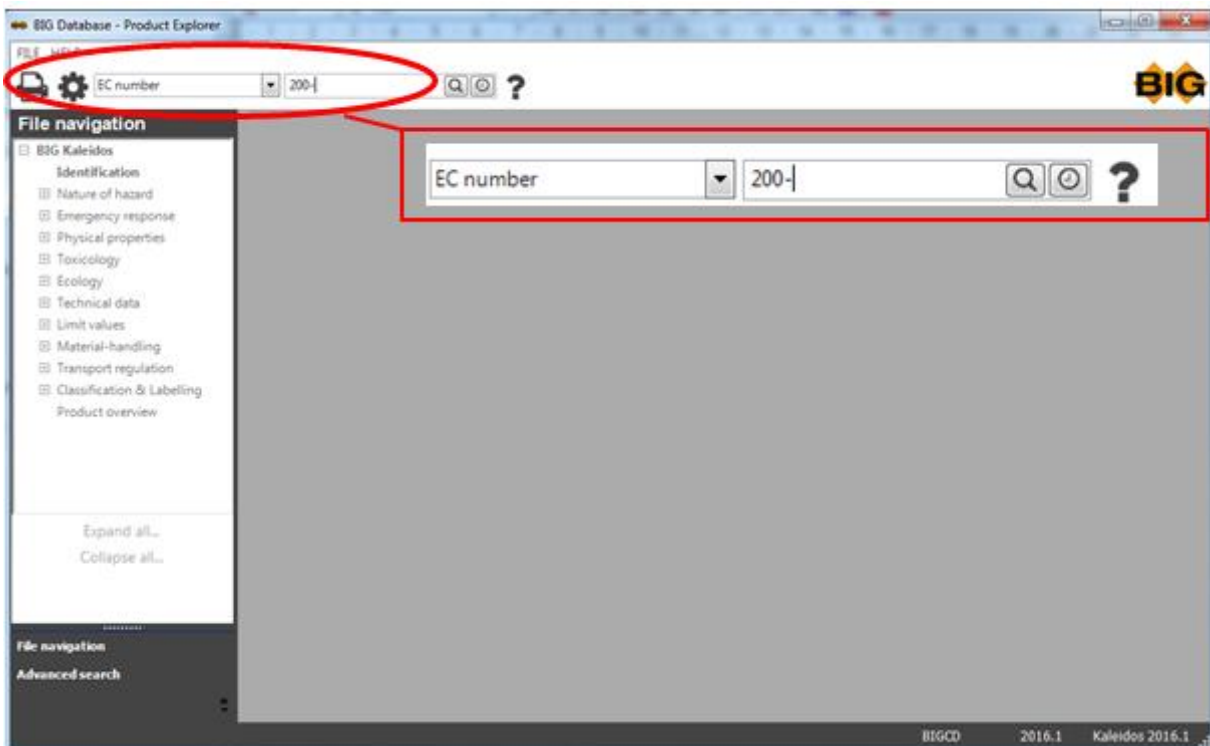
-0-


Search by Ec No

Search by EC No. can be done by selecting EC No. in the pop-up menu.

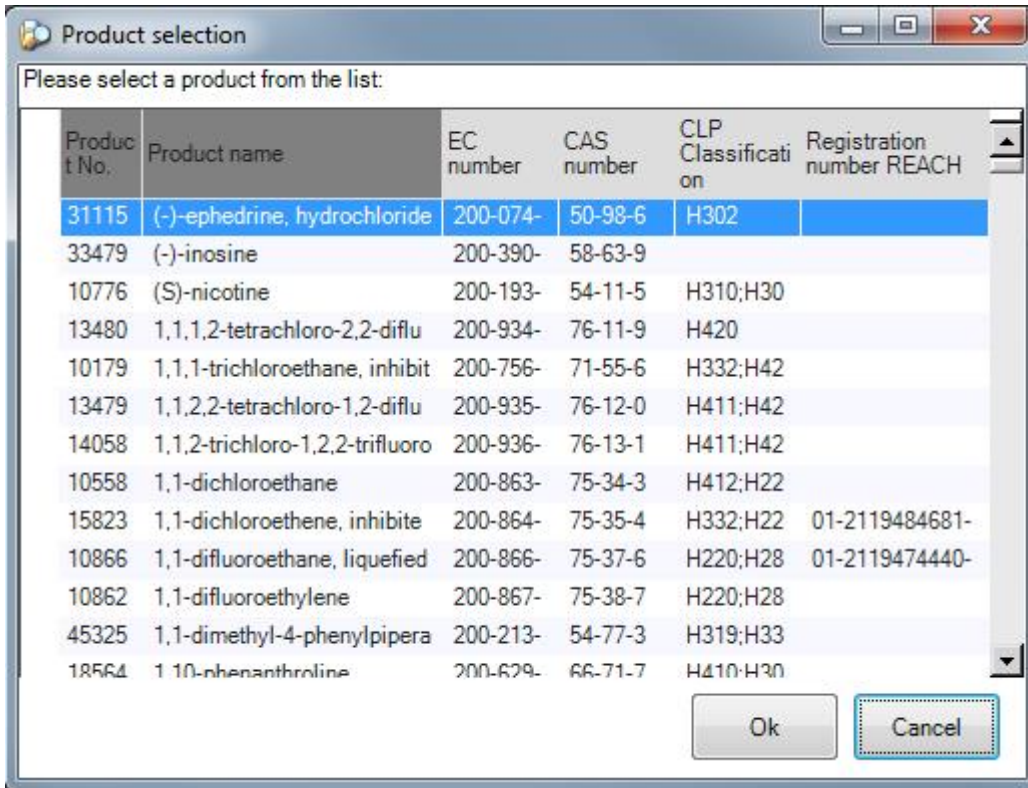


And typing the number in the textbox.



Then click on  or press enter.

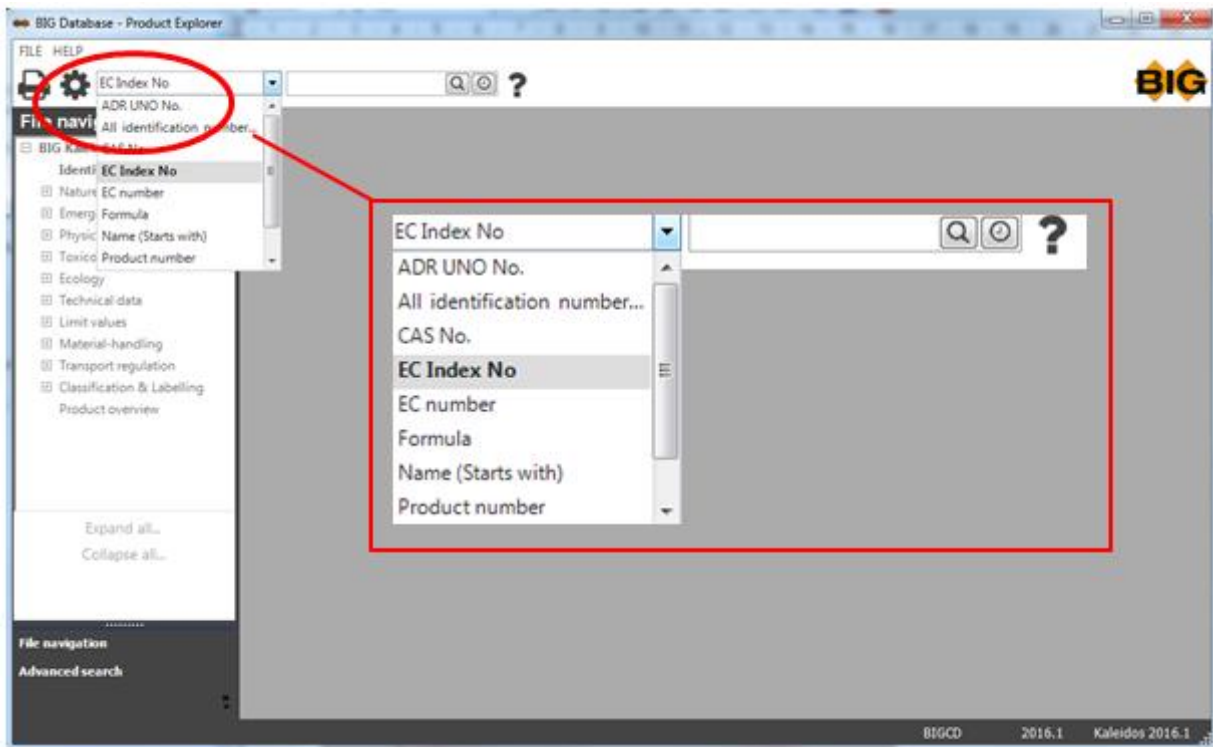
A selection window will appear where you can select the desired substance/preparation.



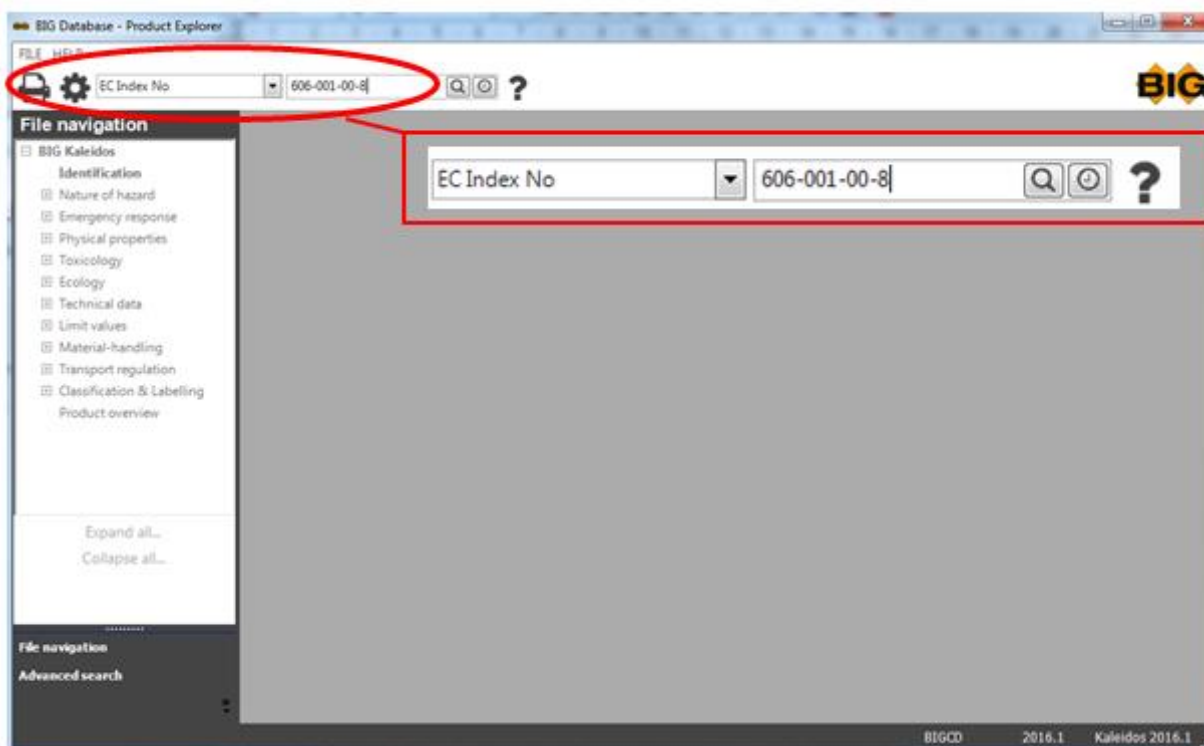
-o-


Search by EC Index No

An EC Index No. consists of 9 digits, connected by hyphens always in following format X-XX-XXX-XX-X.
Search by EC Index No. can be done by selecting EC Index No. in the pop-up menu.

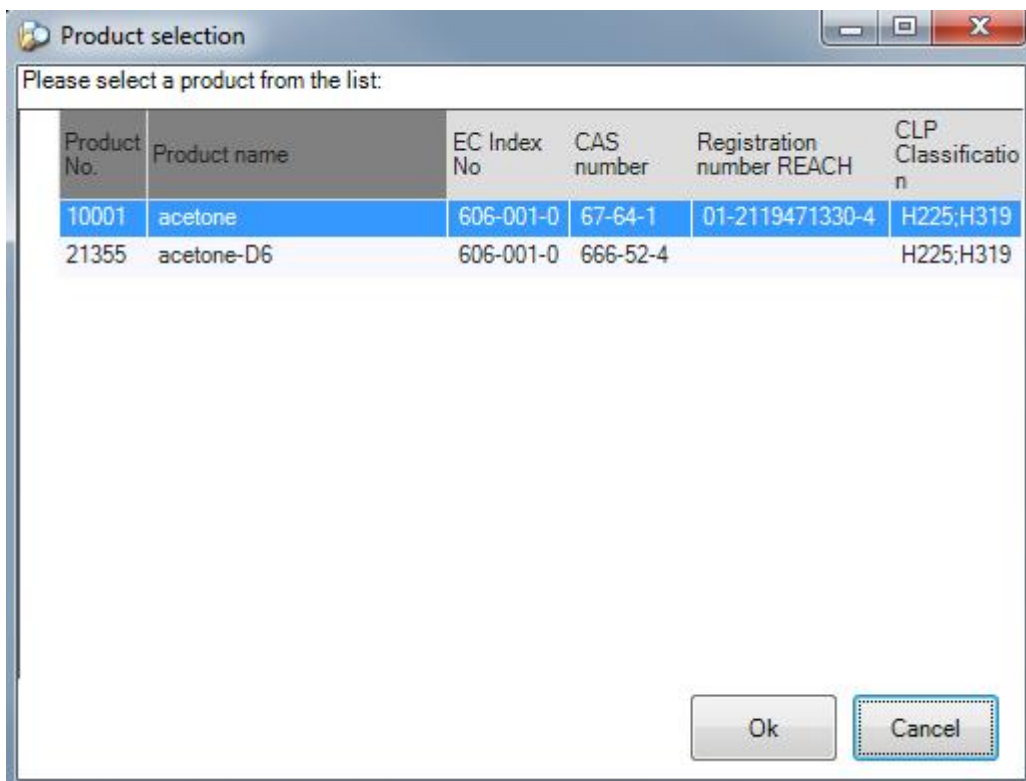


And typing the number in the textbox.



Then click on  or press enter.

A selection window will appear where you can select the desired substance/preparation.



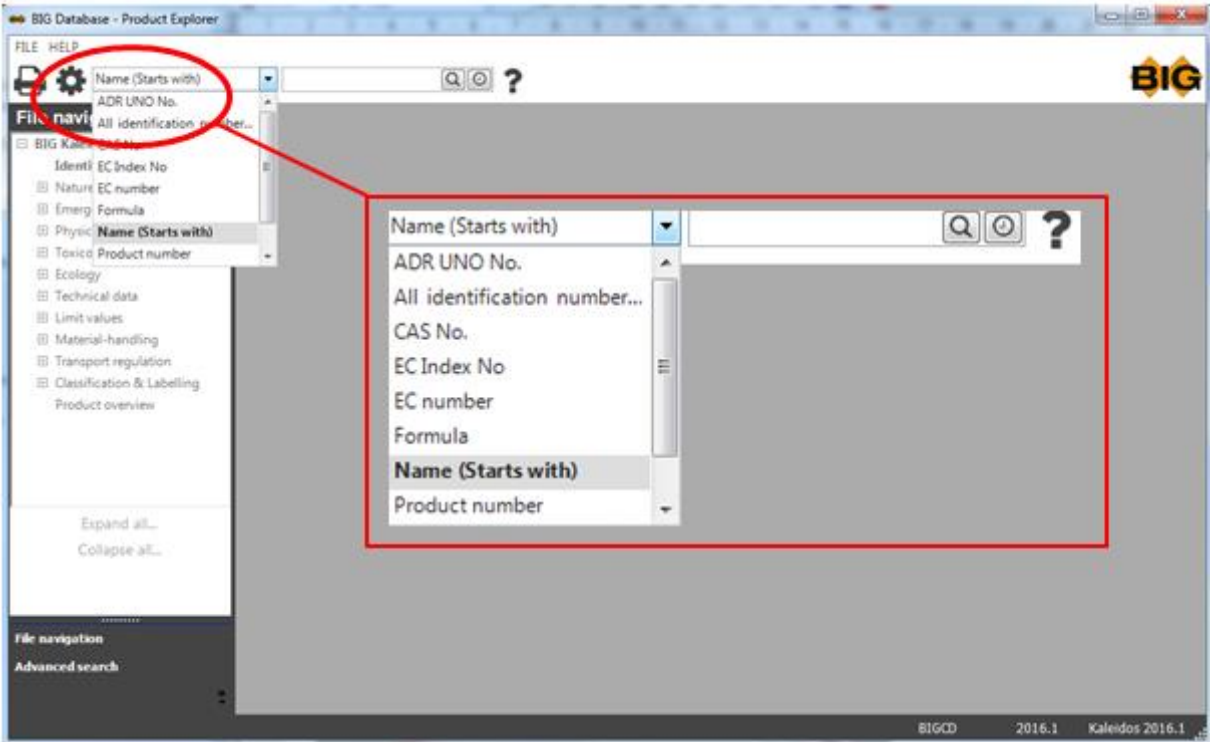
Then click on OK or double click on the selected product.

Other search options can be found under [Advances search](#)

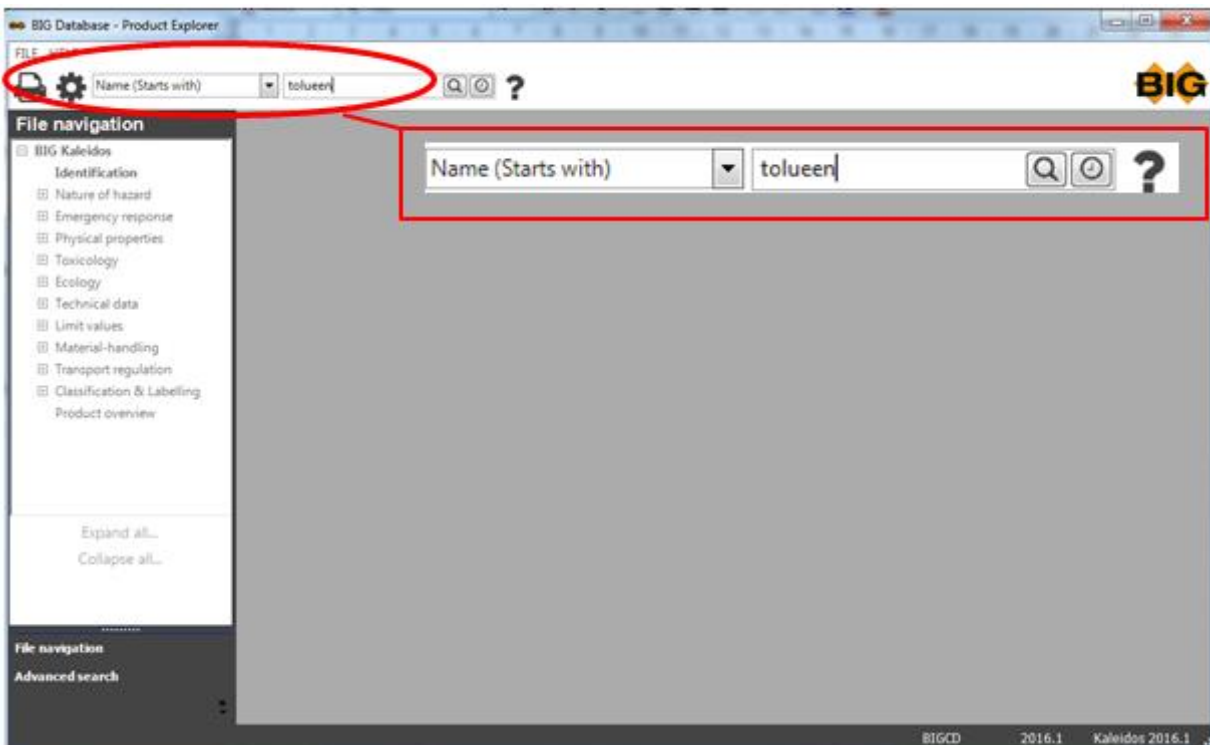
-0-

Search by name

Search by name is language independent, meaning that you can call out any name in any language. Search by name can be done by selecting Name (Starts with) in the pop-up menu.

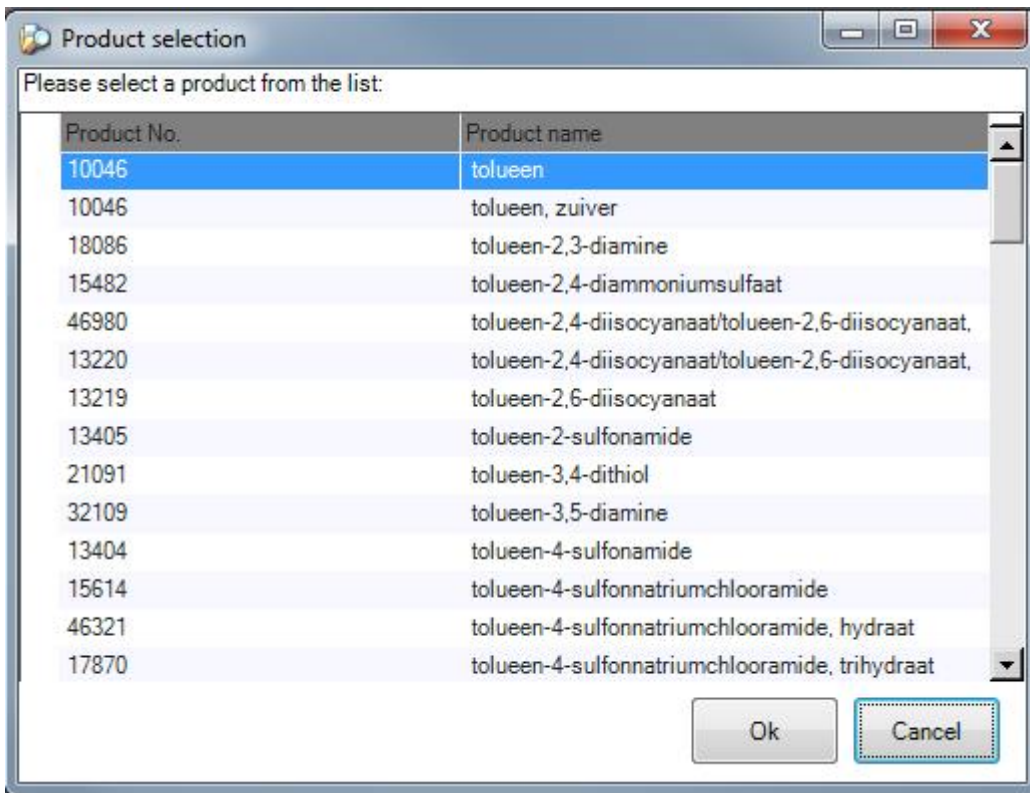


And typing the name (or the first part of the name) in the textbox.



Then click on  or press enter.

A selection window will appear where you can select the desired substance/preparation.

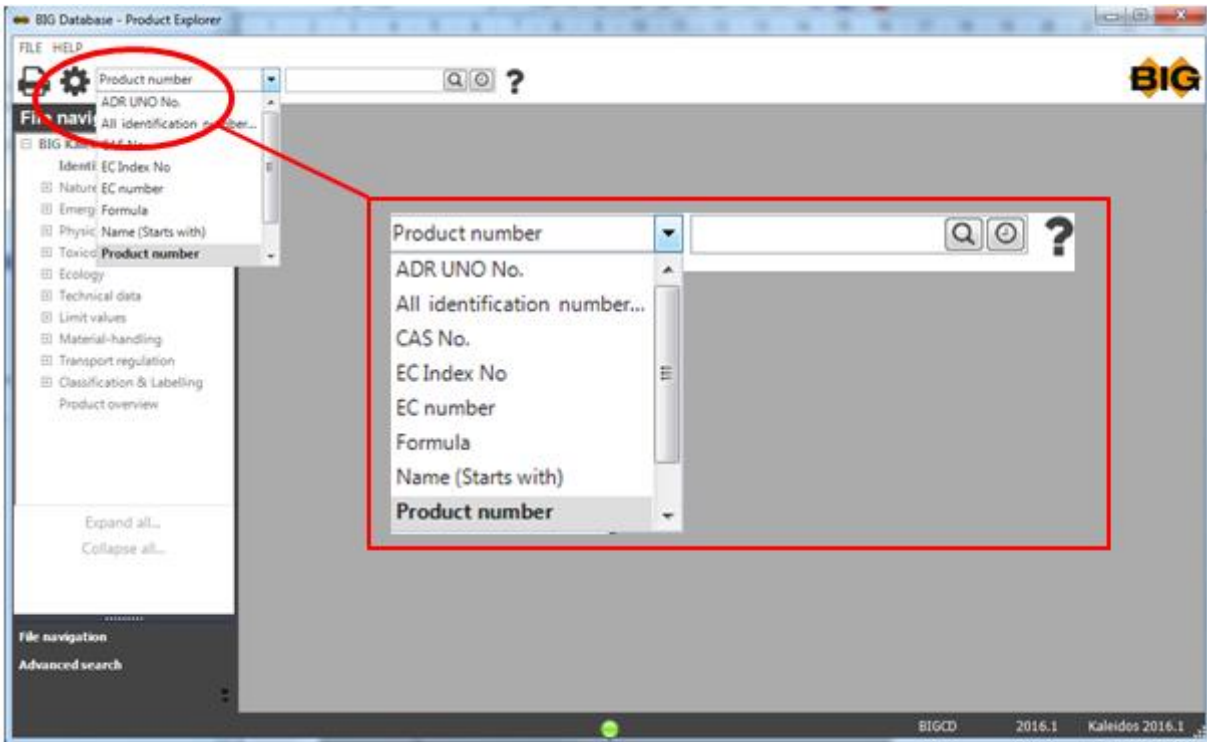


Then click on OK or double click on the selected product.

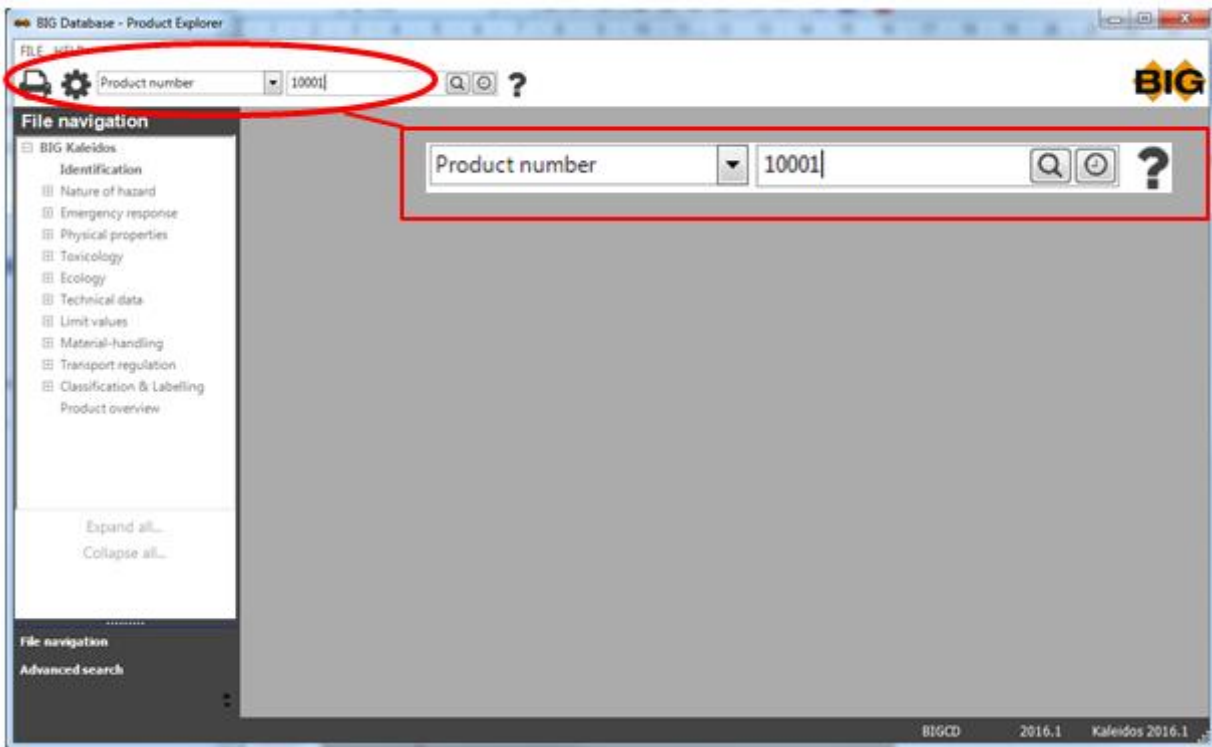
-O-

Search by Product No.

A Product No. always consists of 5 digits and is unique per product. Search by Product No. is the fastest way to select a product. It is therefore useful to note down the Product No. of products you frequently need. Search by Product No. can be done by selecting ProductNo in the pop-up menu.



and typing the number in the textbox.

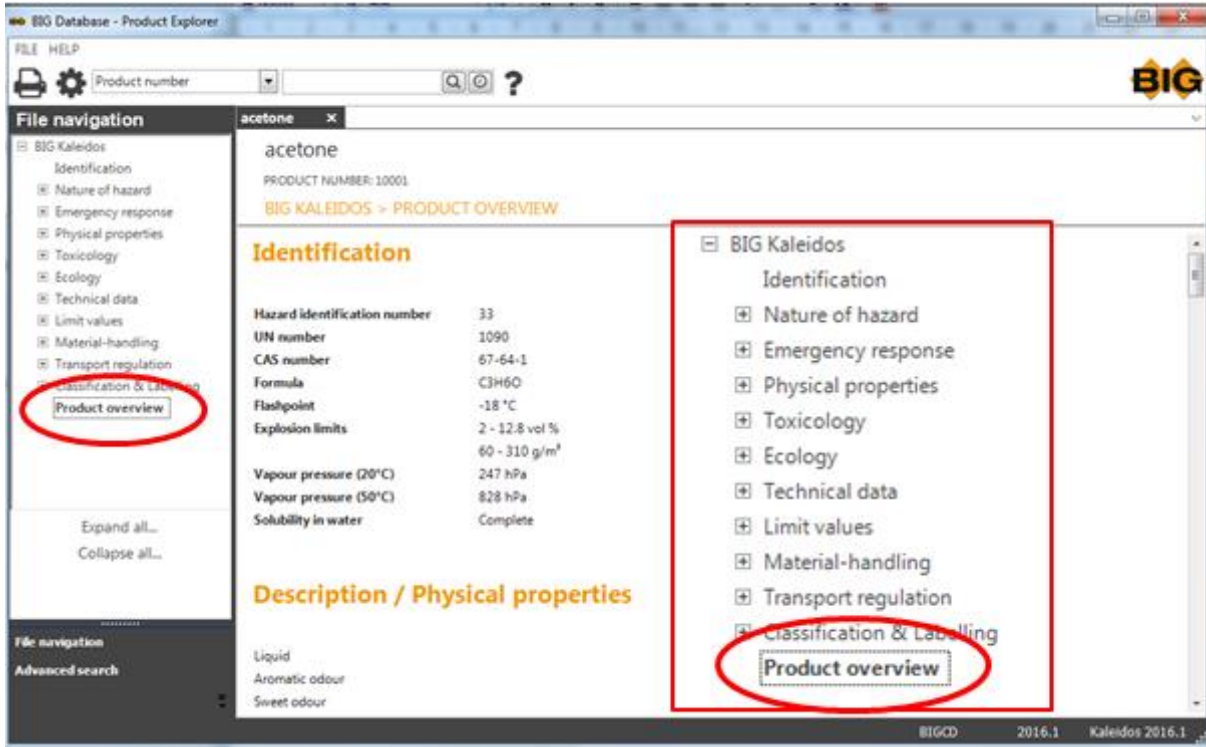


Then click on  or press enter.

-O-

Overview

Before you look into the data you can first retrieve all relevant identification data of a product by clicking on Overview.

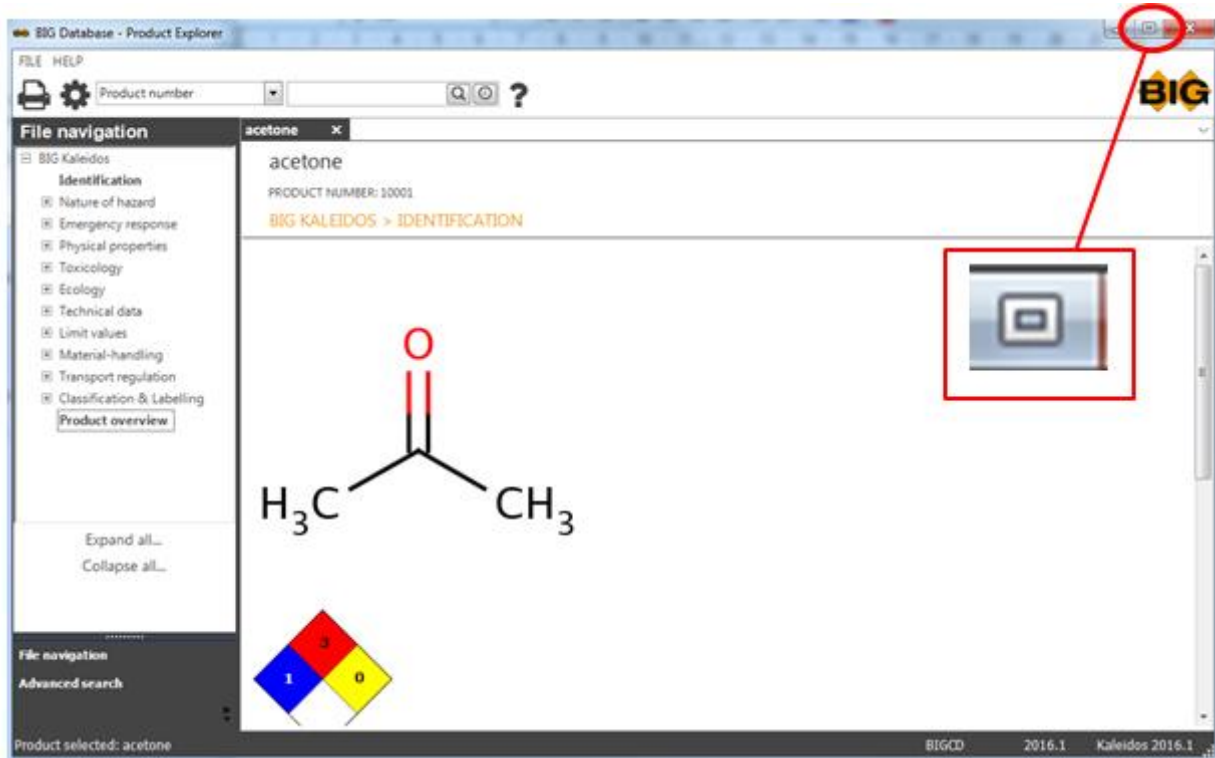


-0-

Modify screen size

By clicking the button Maximize, the screen will be filled.

One can return to the previous screen size by clicking the button again.



By choosing any corner, thus changing the pointer in a double arrow

, you can move the window

FILE HELP

Product number

BIG

File navigation

- BIG Kaleidos
 - Identification
 - Nature of hazard
 - Emergency response
 - Physical properties
 - Toxicology
 - Ecology
 - Technical data
 - Limit values
 - Material-handling
 - Transport regulation
 - Classification & Labelling
 - Product overview

Expand all...
Collapse all...

acetone x

acetone

PRODUCT NUMBER: 10001

BIG KALEIDOS > IDENTIFICATION

CC(=O)C

H₃C C(=O) CH₃

1 3 0 0

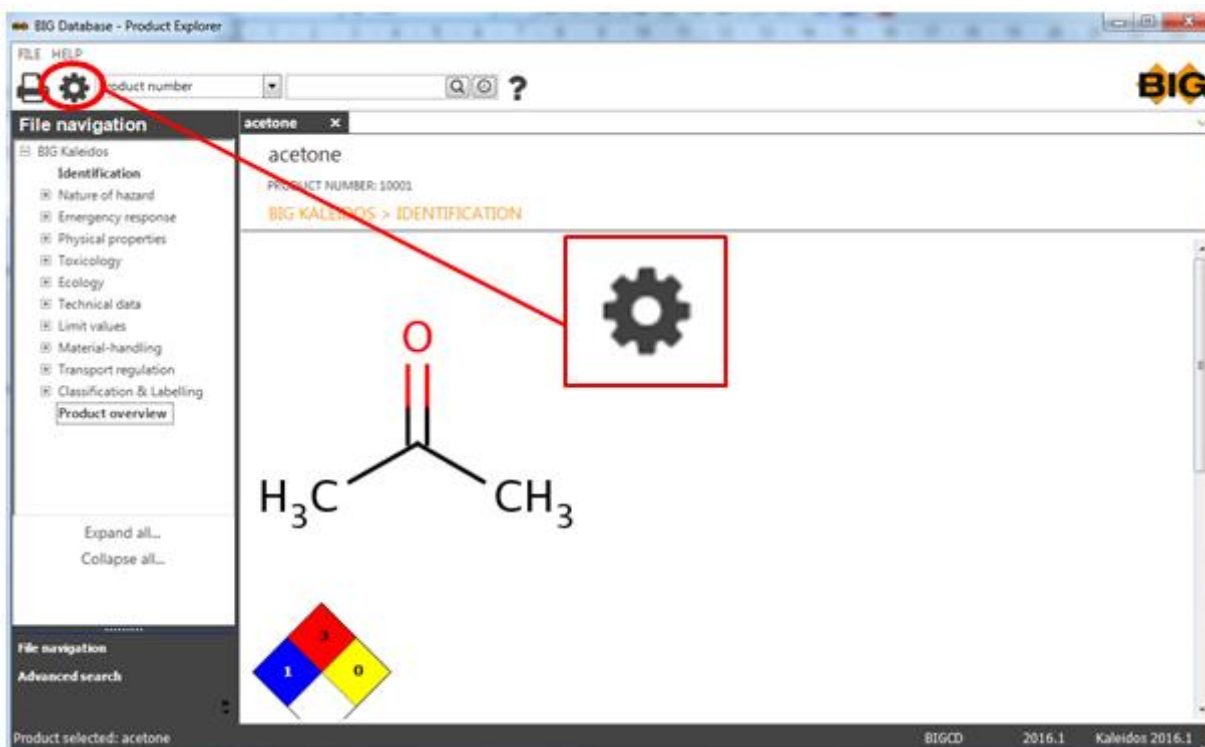
Product selected: acetone

BIGCD 2016.1 Kaleidos 20 s.1

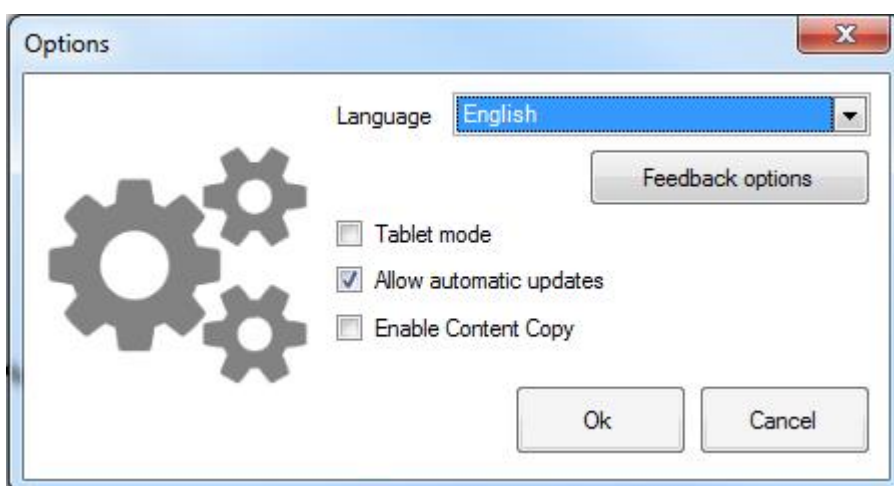
-0-

Language choice

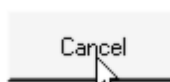
You can look up data in different languages.
Click on Options.



and select the desired language in the pop-up menu



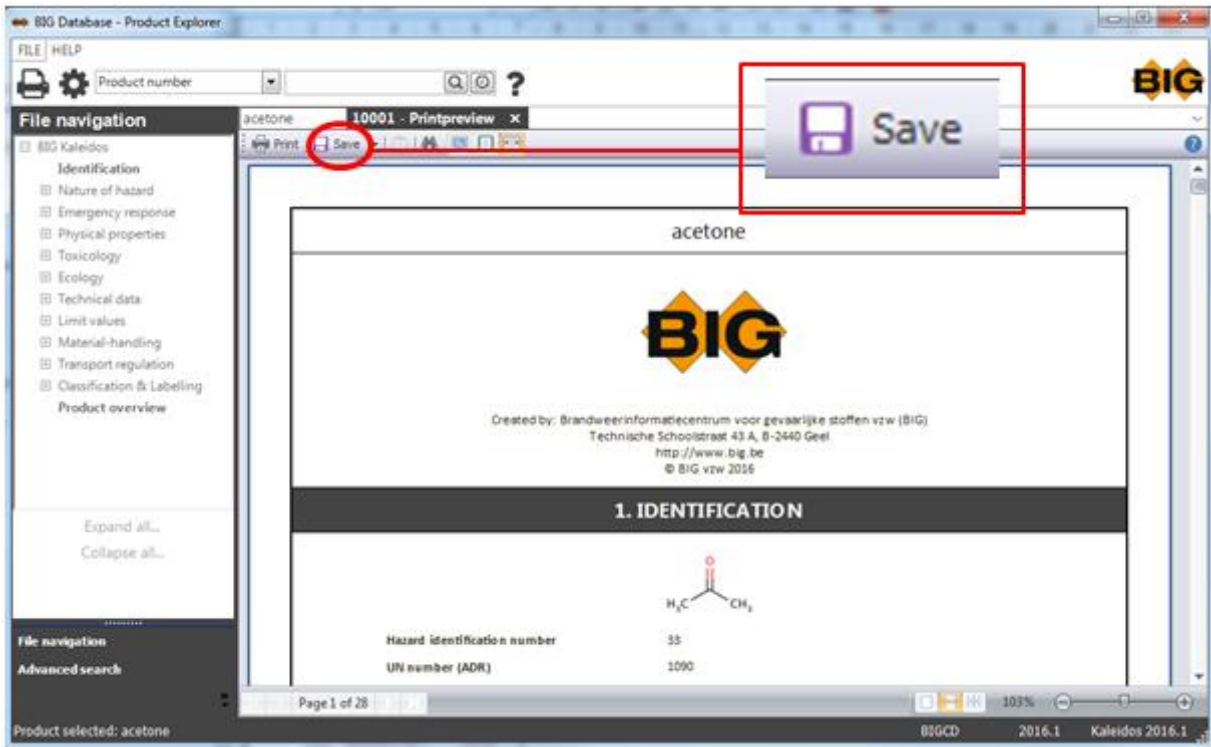
When you after all do not want to change language, then click on



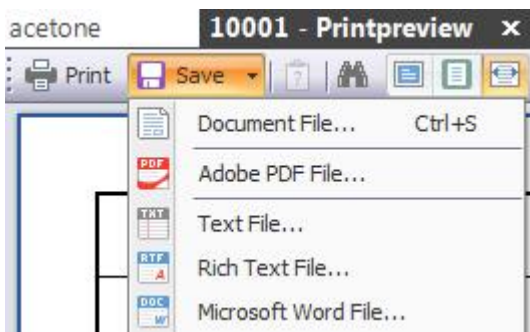
-0-

Transfer of data

As soon as a product is selected, one can as well print as export (save) the data of this product.



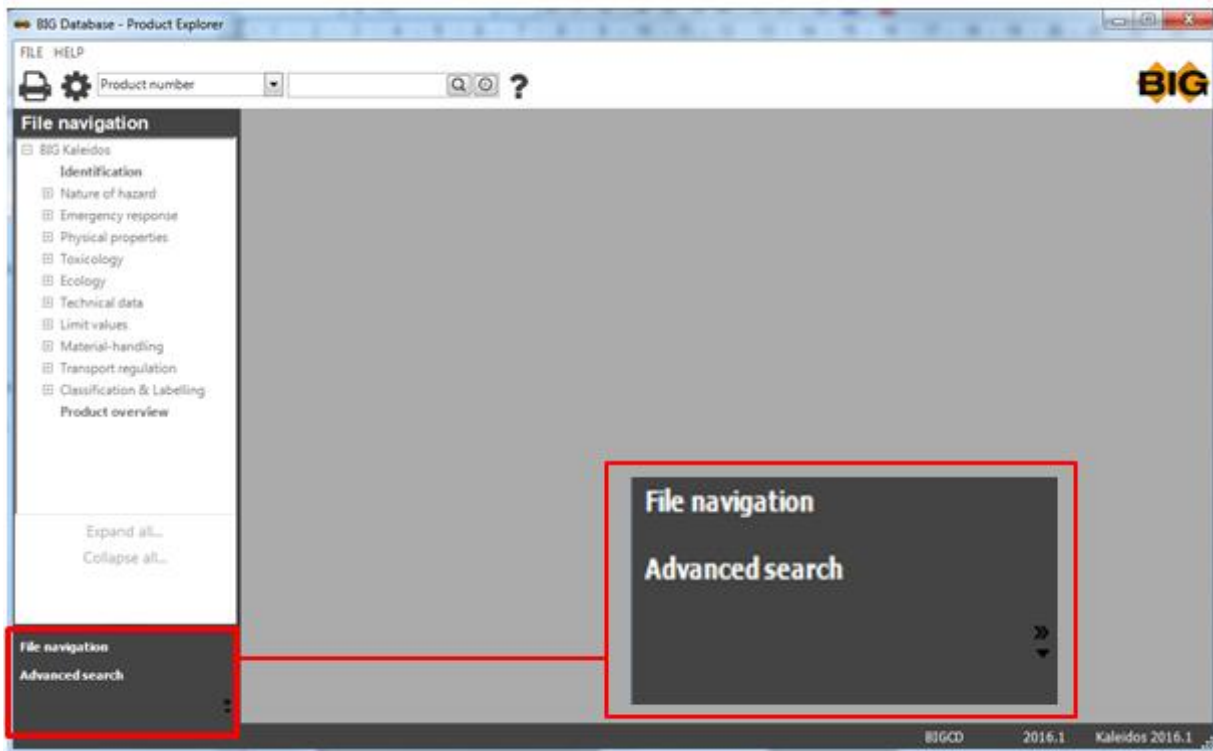
Following options are available:



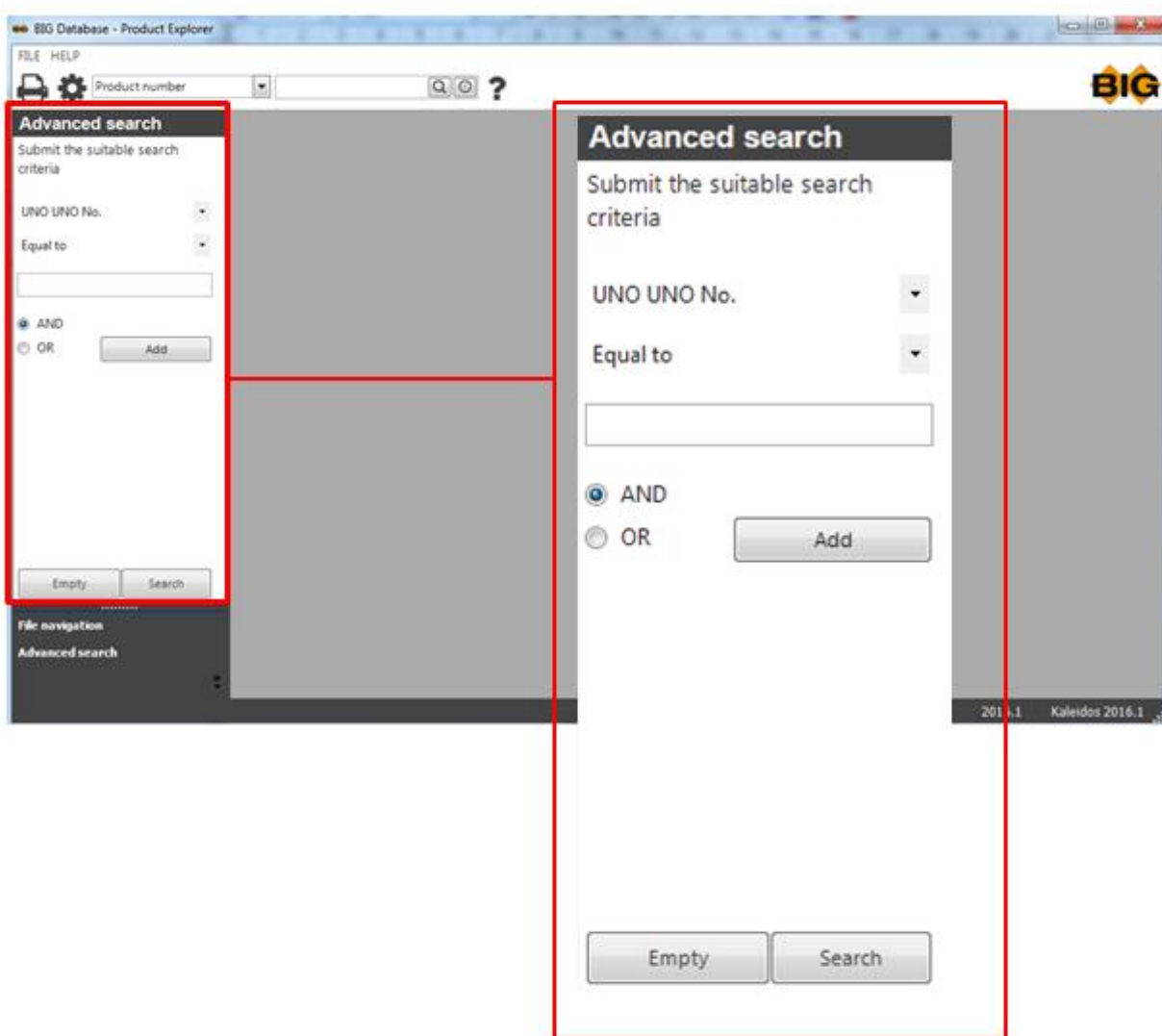
-O-

Advanced Search

This option allows you to combine certain search options, meaning that you yourself can determine the terms or criteria that your selection has to meet, for as far as the possibilities of the application extend.



Submit the suitable search criteria:
pop-up menu with following items:



Some examples for clarification:

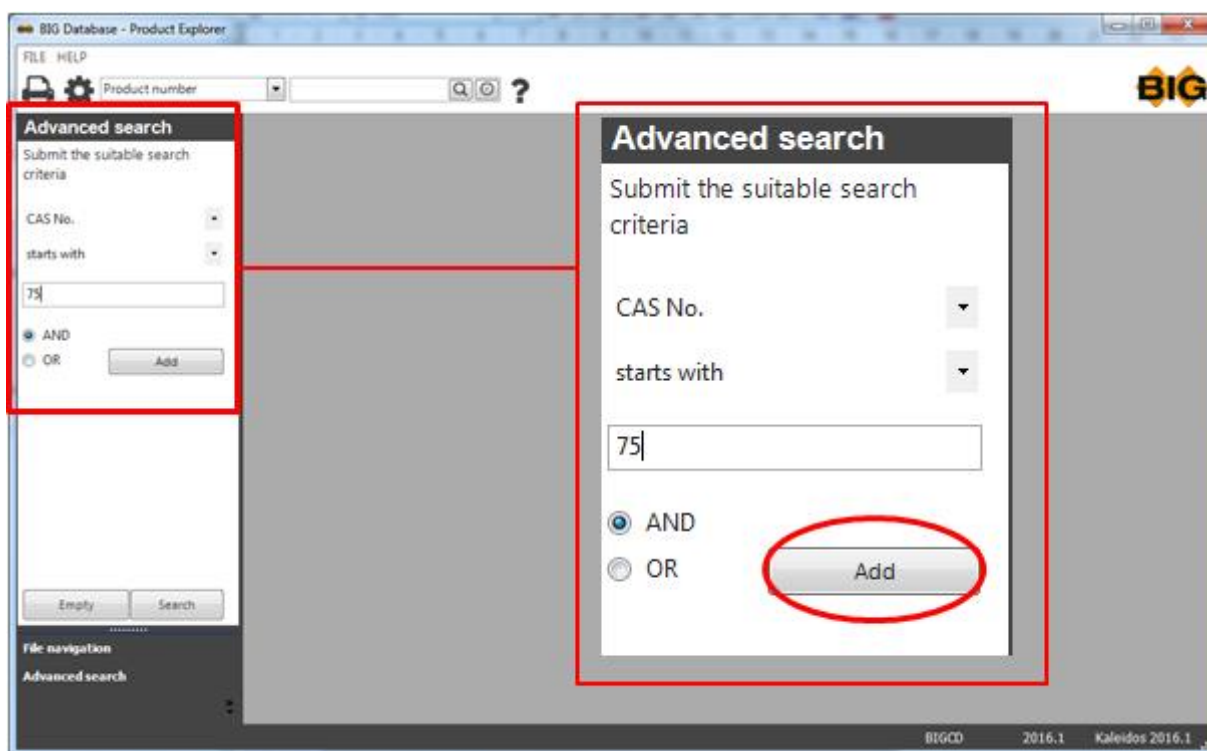
Example 1:

You wish to search for a substance but only the first part of the CAS No. is known to you.

Select CAS No. and starts with in the pop-up menu;

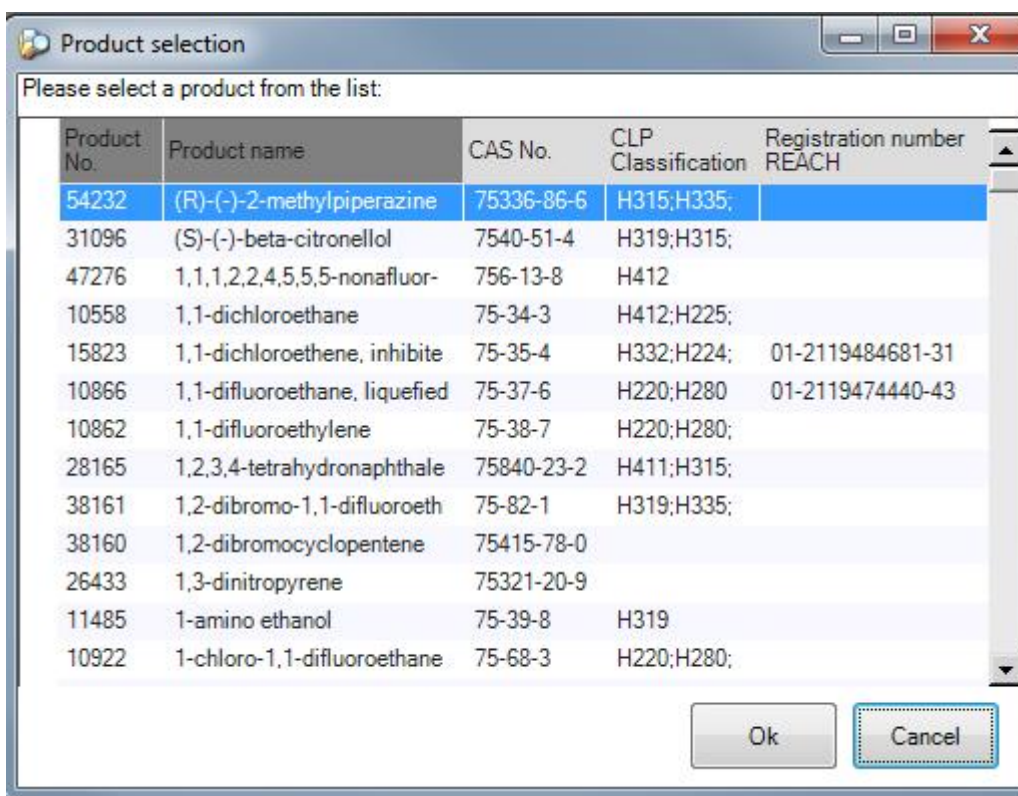
Type in the known digits in the textbox;

Click on Add.



Then click on Search.

A selection screen will appear with all CAS No. starting with 2555 from which you can select the product you were searching for.



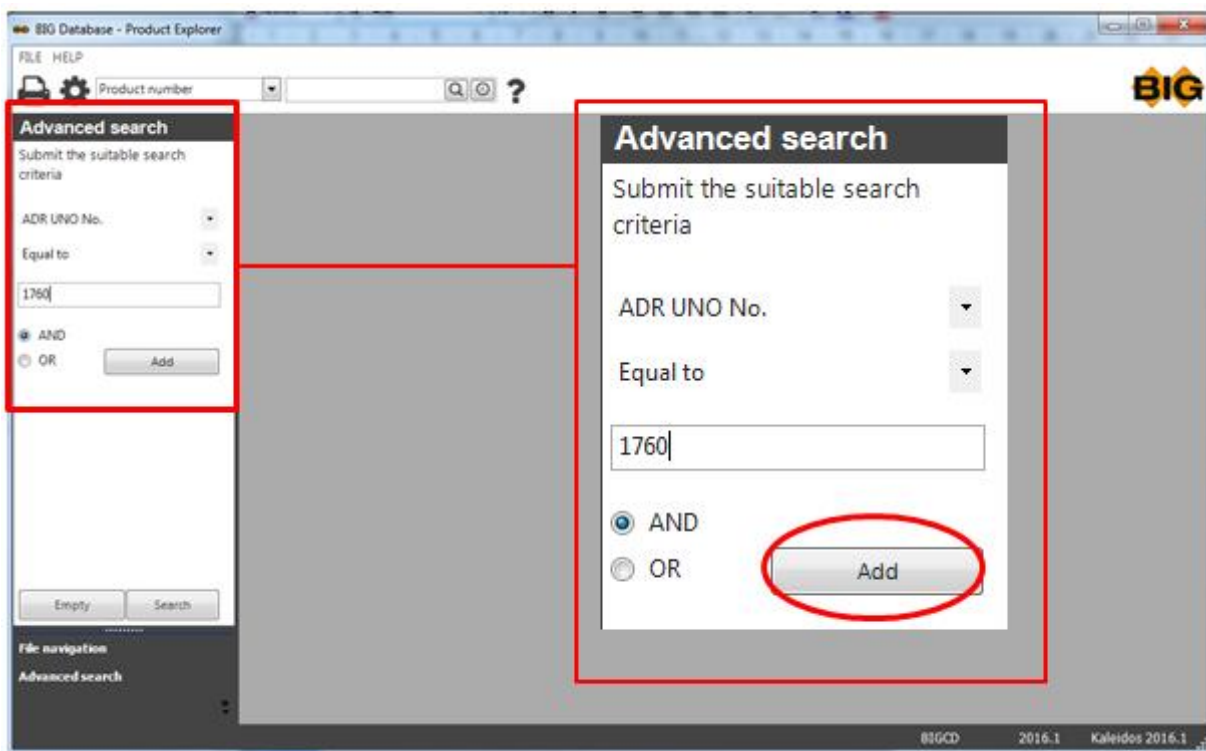
Example 2:

U wish to extract a list of all substances with ADR UNO No. 1760 (Corrosive liquid, n.o.s.) and that have a chlorine atom in their molecule structure.

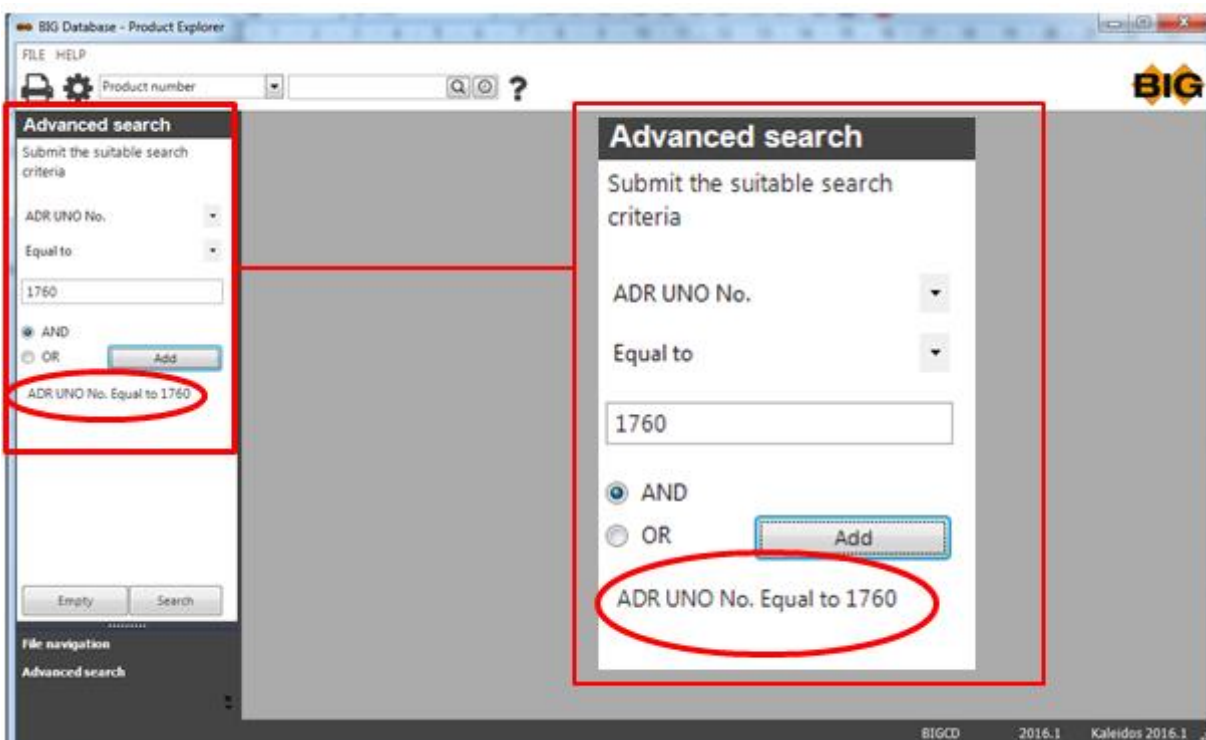
Select ADR UNO No. and equal to in the pop-up menu;

Type in the ADR UNO No. in the textbox;

Click on Add.



Your search criteria appears on screen.

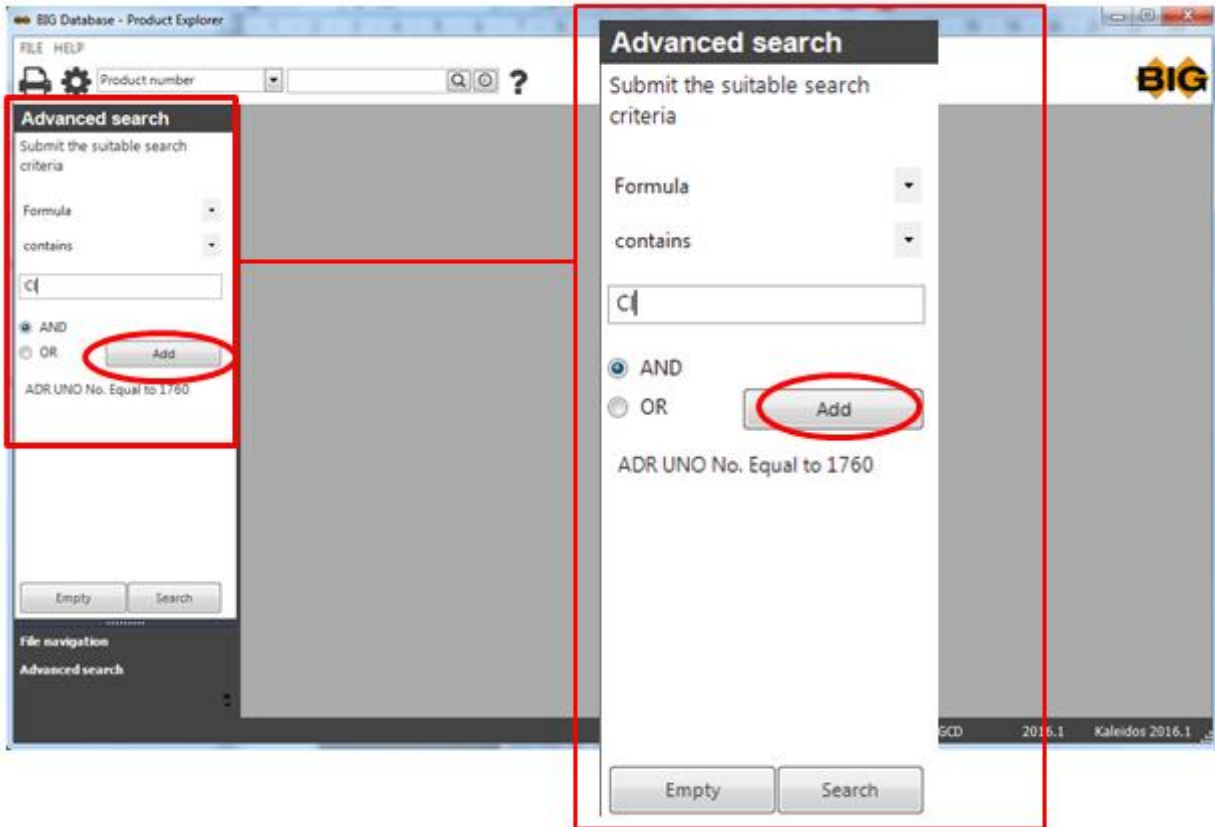


You can add the second search criteria as follows:

Select Formula and contains in the pop-up menu;

Type the Formula in the textbox;

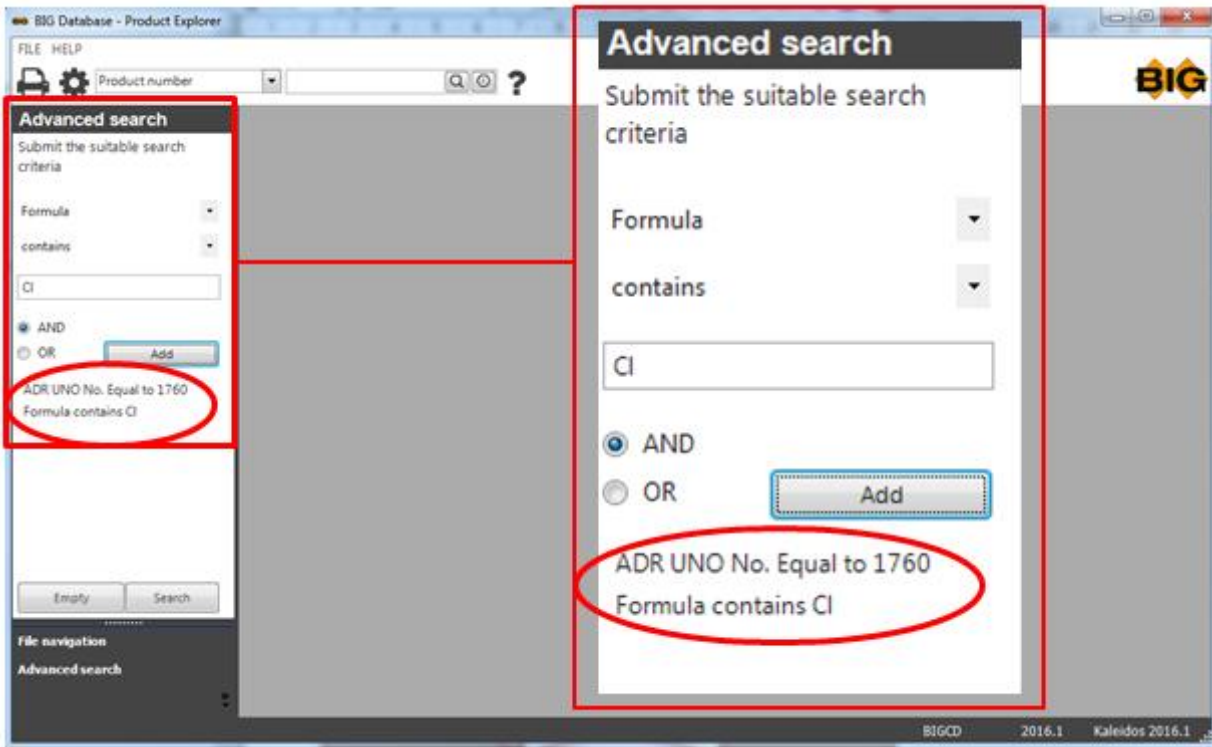
Click on Add.



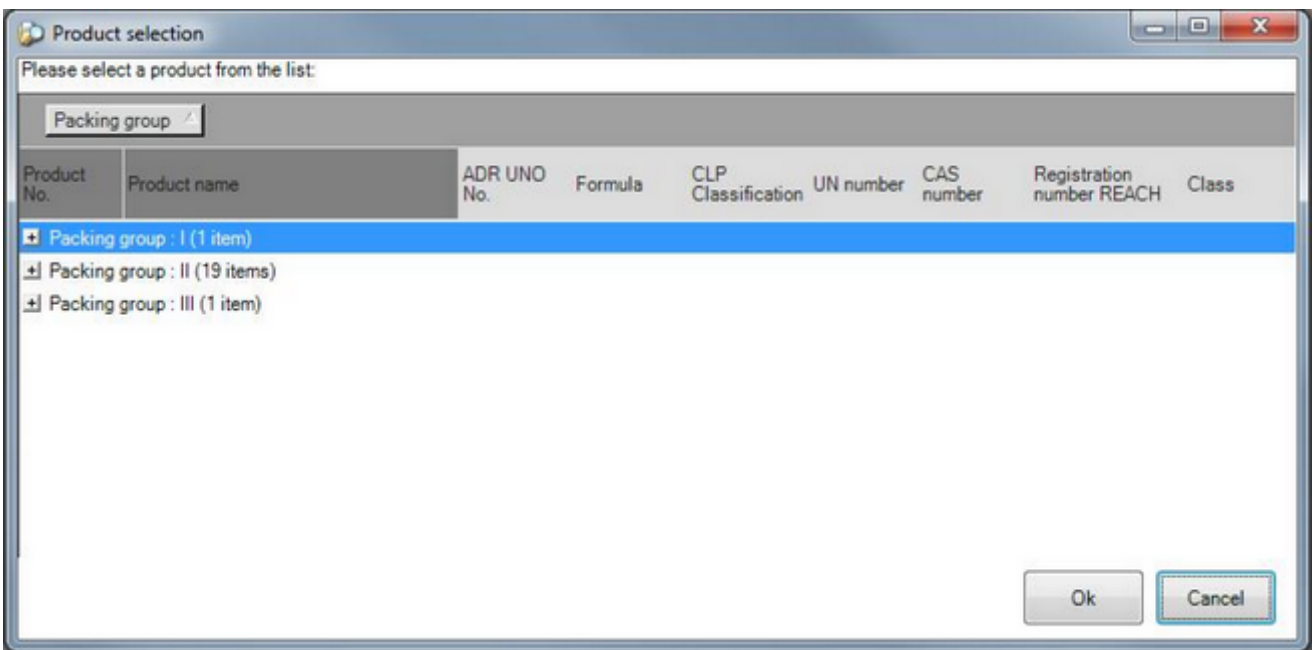
Your additional search criteria will also appear on screen.

This is an **and** instruction.

Then click on Search.



The desired selection will appear on screen.



You can unfold this selection window through the plus sign.

Product selection

Please select a product from the list:

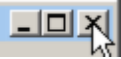
Packing group ▾

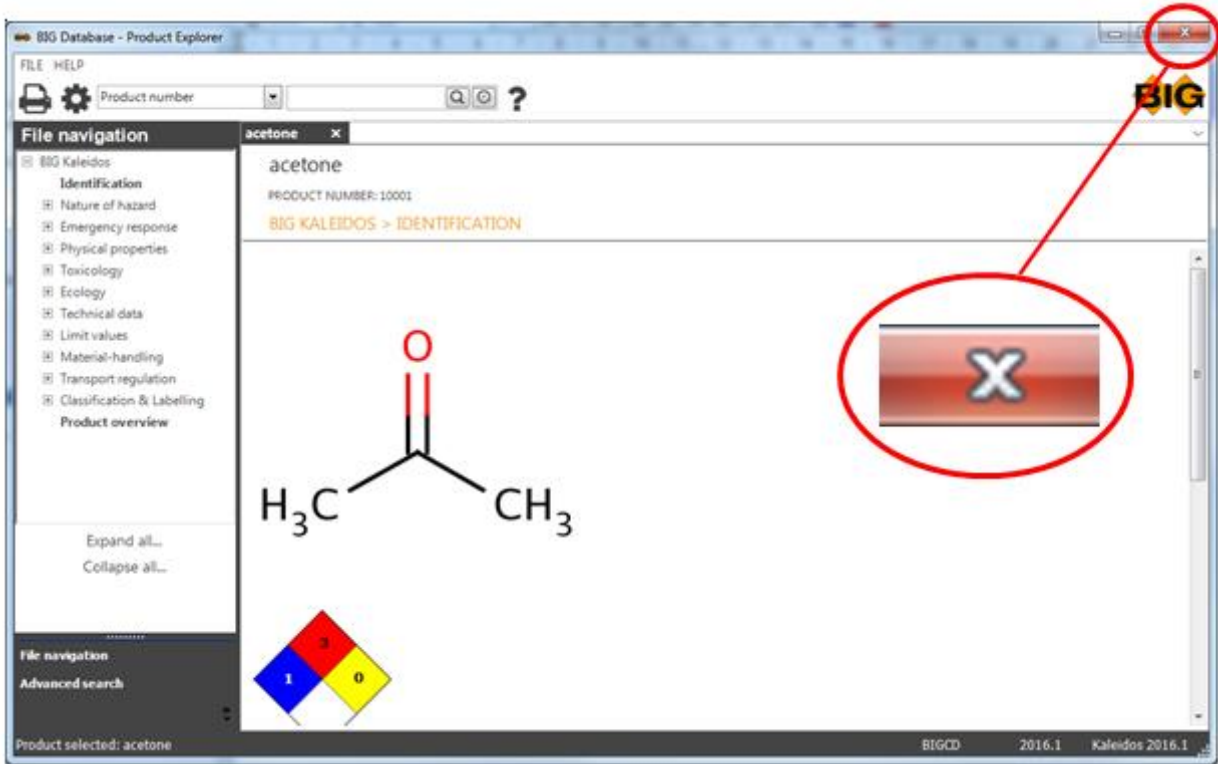
Product No.	Product name	ADR UNO No.	Formula	CLP Classification	UN number	CAS number	Registration number REACH	Class
[-] Packing group : I (1 item)								
5699	trichloro(2,4,4-trimethylpentyl)silane	1760	C8H17Cl3S	H301;H314	1760	18379-25-4	01-2119529260-	8
[+] Packing group : II (19 items)								
[+] Packing group : III (1 item)								

Ok Cancel

-O-

To exit the application

To exit the application click on .



-0-

Website BIG

You can go straight to the BIG website by double clicking on the BIG logo.

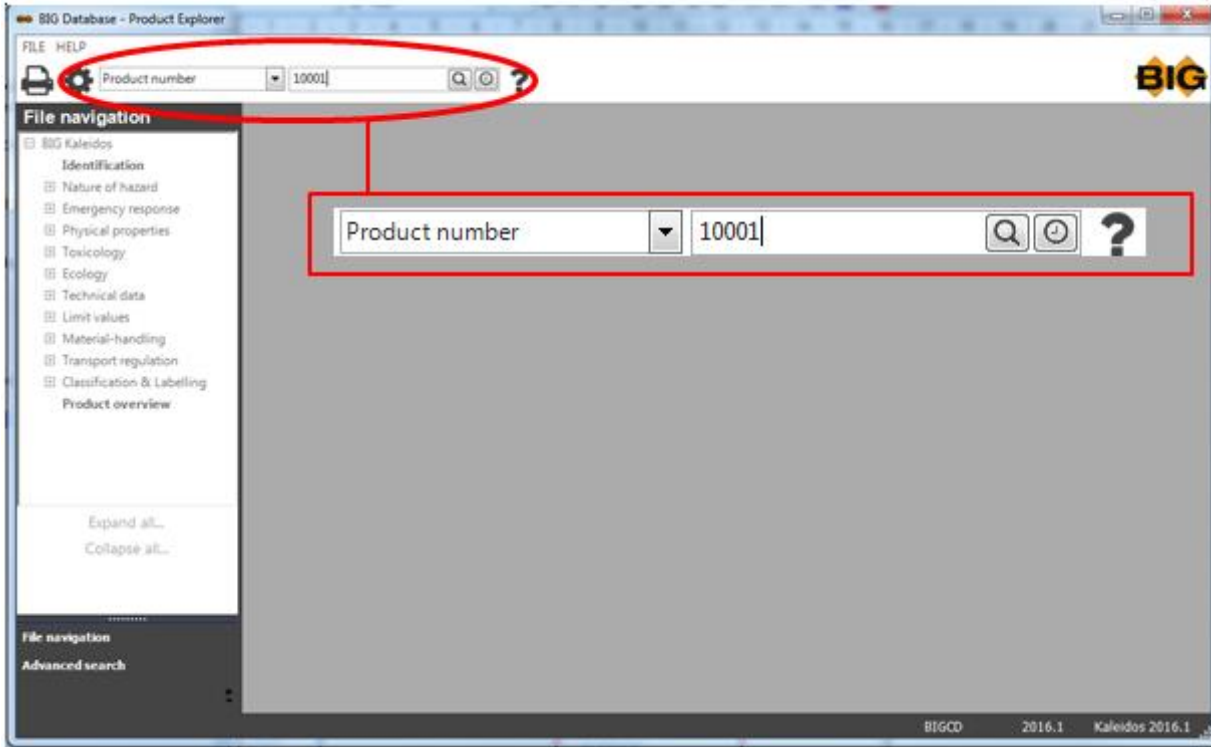
The screenshot shows the 'BIG Database - Product Explorer' application window. The title bar includes 'FILE' and 'HELP' menus. Below the title bar is a search bar with a 'Product number' dropdown and search, refresh, and help icons. The main interface is divided into a left sidebar and a main content area. The sidebar, titled 'File navigation', lists various categories under 'BIG Kaleidos', including 'Identification', 'Nature of hazard', 'Emergency response', 'Physical properties', 'Toxicology', 'Ecology', 'Technical data', 'Limit values', 'Material-handling', 'Transport regulation', and 'Classification & Labelling'. Below these are 'Product overview', 'Expand all...', and 'Collapse all...' options. The main content area displays 'acetone' with a tab 'acetone x'. It shows 'PRODUCT NUMBER: 10001' and a breadcrumb 'BIG KALEIDOS > IDENTIFICATION'. The chemical structure of acetone is shown as $\text{H}_3\text{C}-\text{C}(=\text{O})-\text{CH}_3$. Below the structure is a hazard diamond with a blue '1' on the left, a red '2' on the top, and a yellow '0' on the right. The bottom status bar indicates 'Product selected: acetone', 'BIGCD', '2016.1', and 'Kaleidos 2016.1'. The 'BIG' logo in the top right corner is circled in red.

-0-

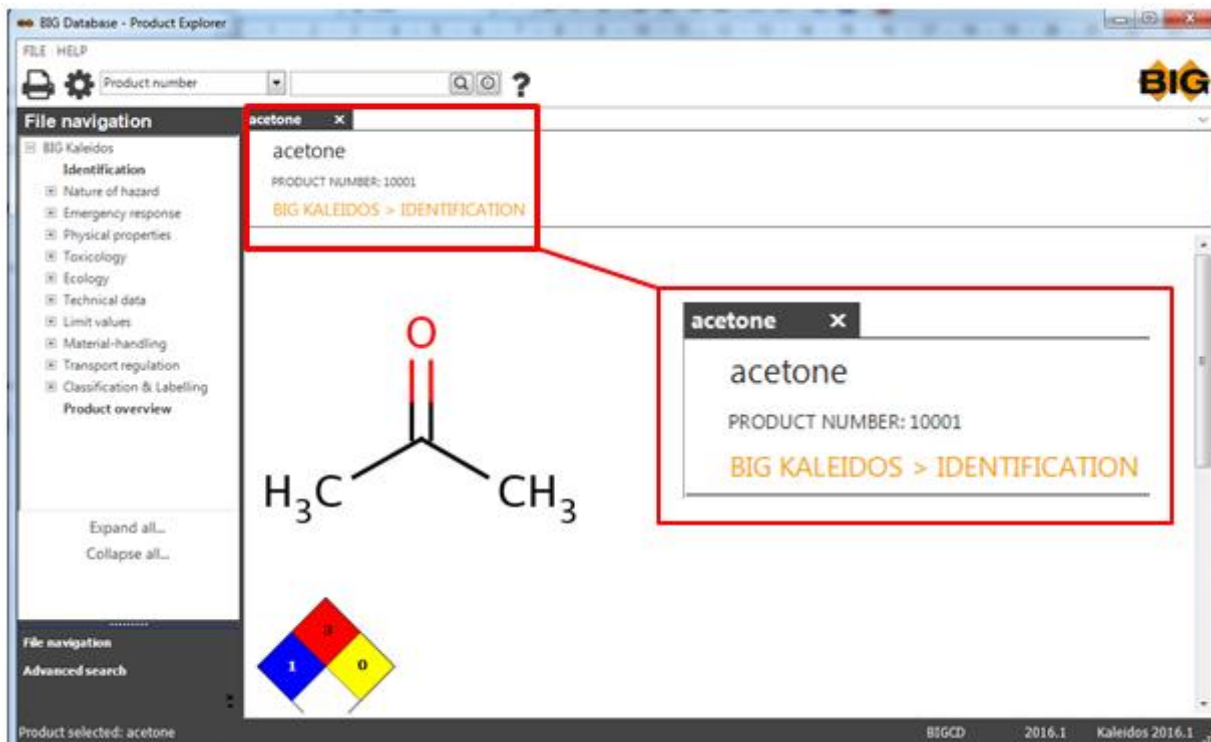
Working with sheets

More than one product can be retrieved simultaneously.

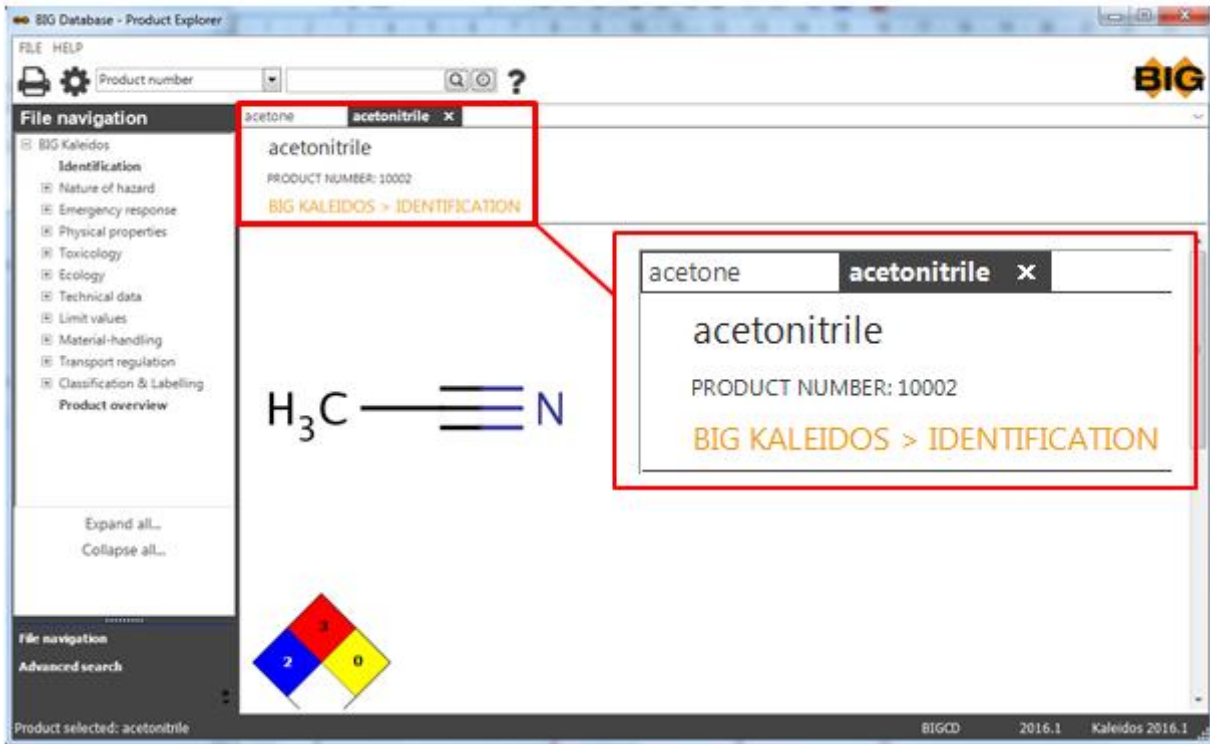
E.g. You search for a product by Product No.



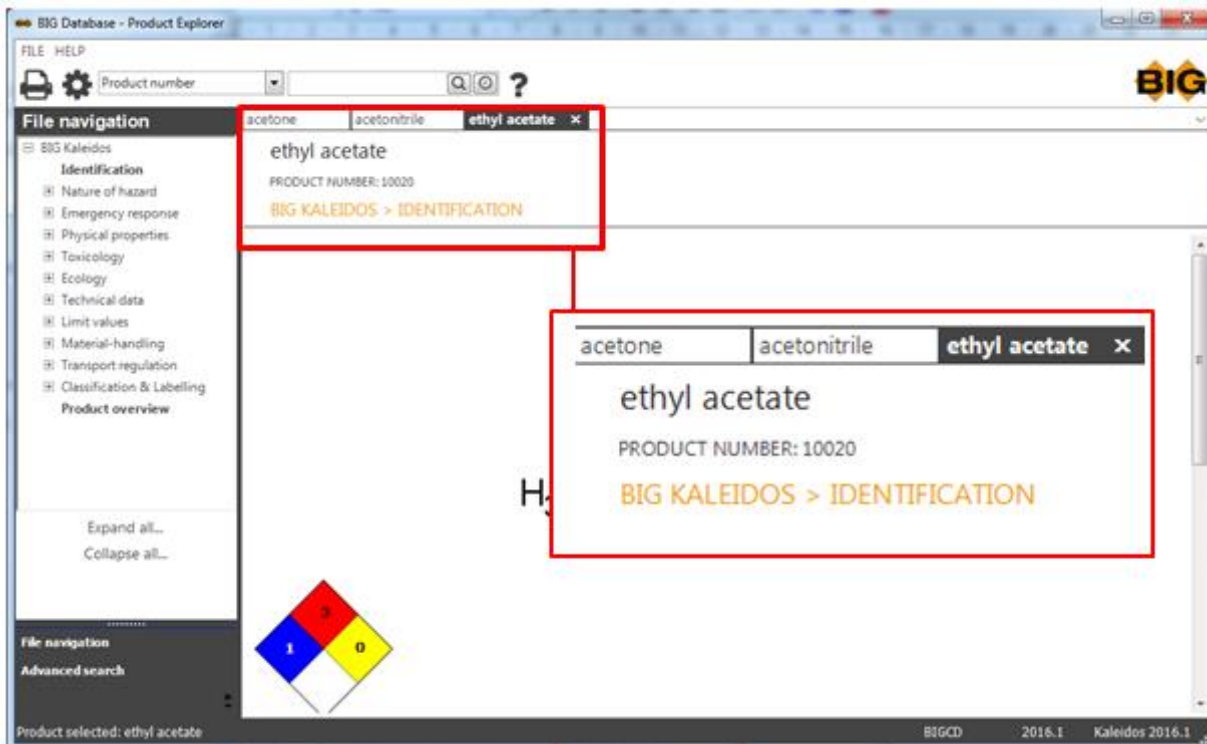
Then this product will appear on a sheet.



When you search for another product it will appear on a second sheet or third sheet

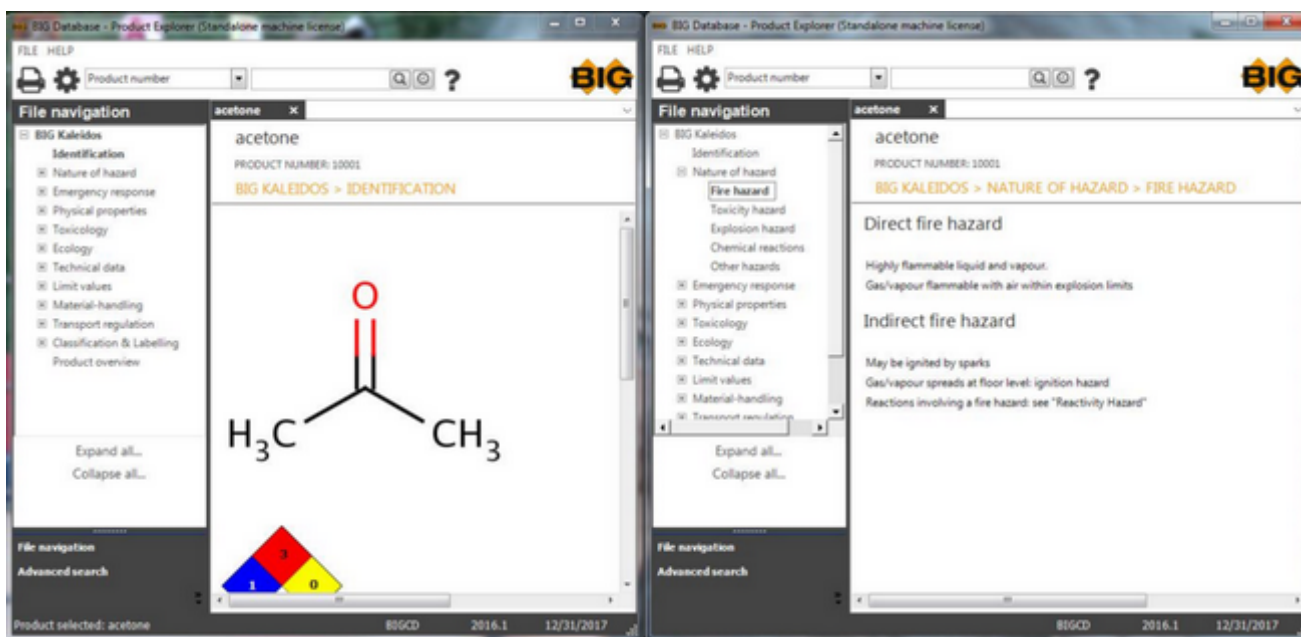


The active sheet will appear to be lying on top.




You can retrieve different sections of different products.
Each sheet is a different product.

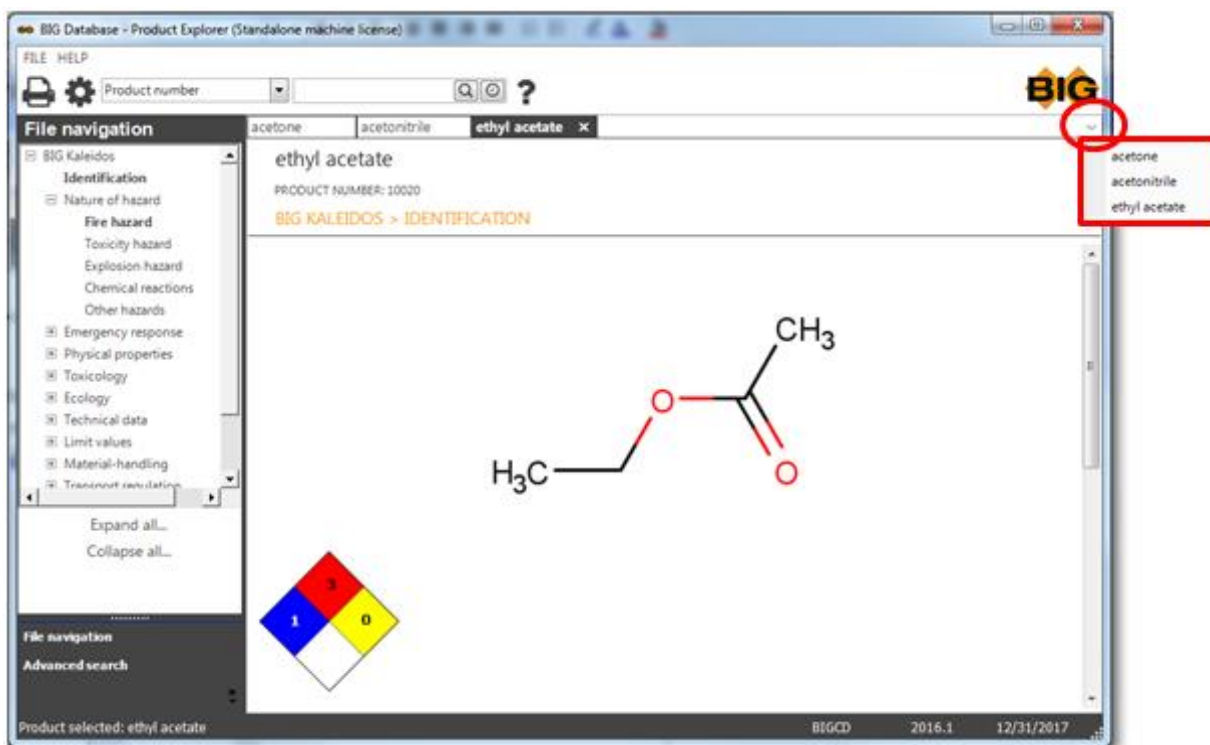
In order to retrieve different sections of the same product you can open the CD multiple times.




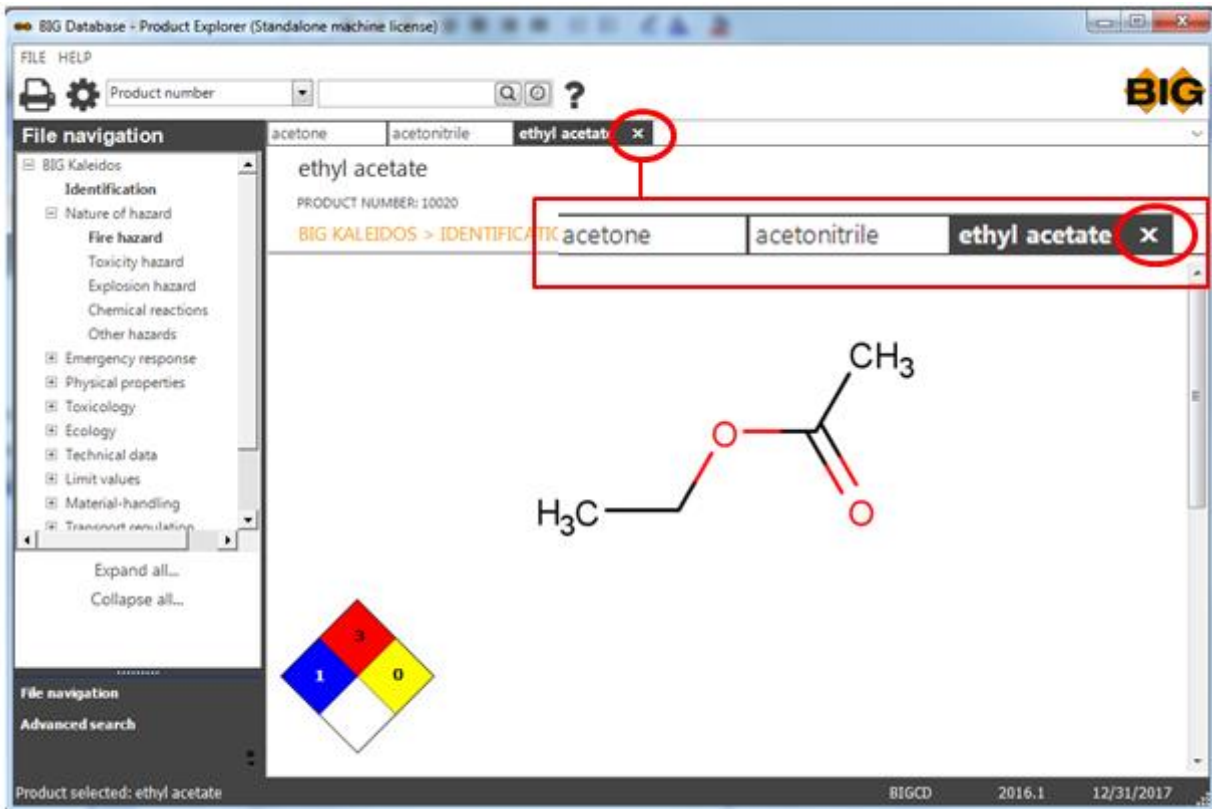
A number of operations can be done on the sheets:



By clicking on  you will see a menu with Products.

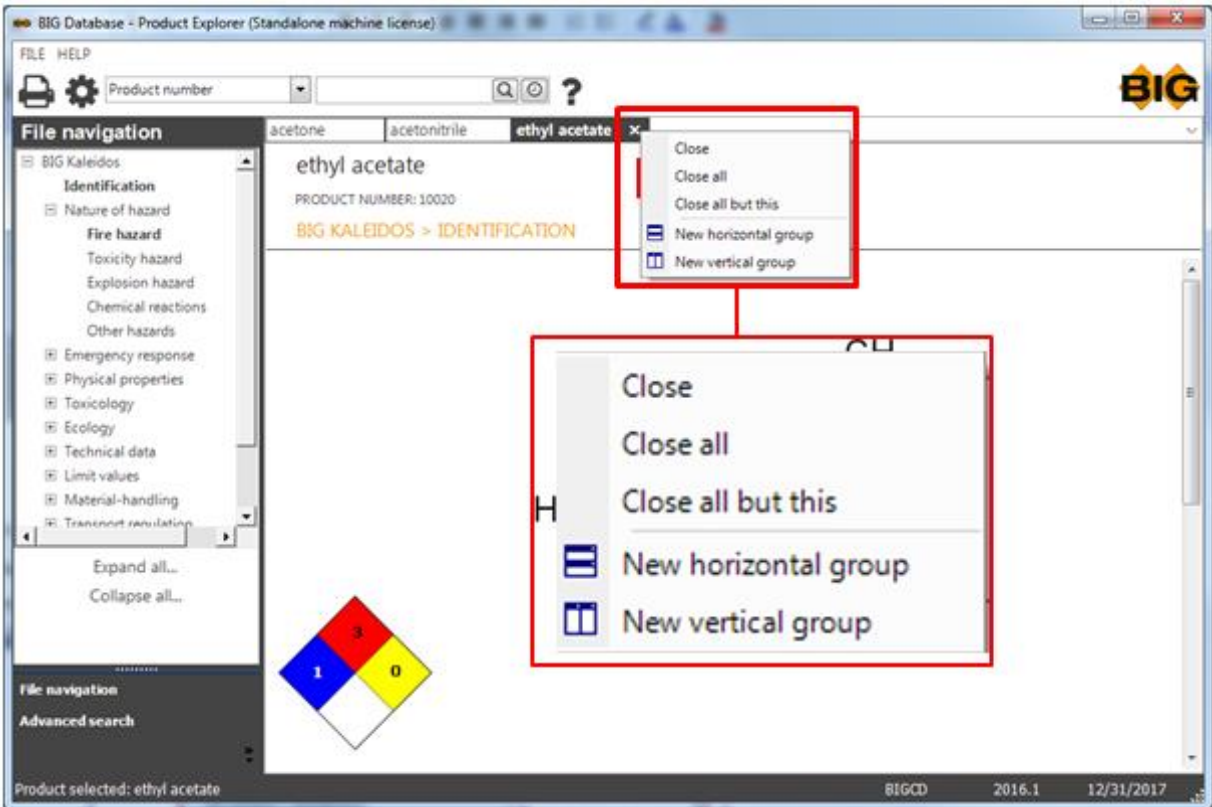


You can close the active sheet by clicking on  .

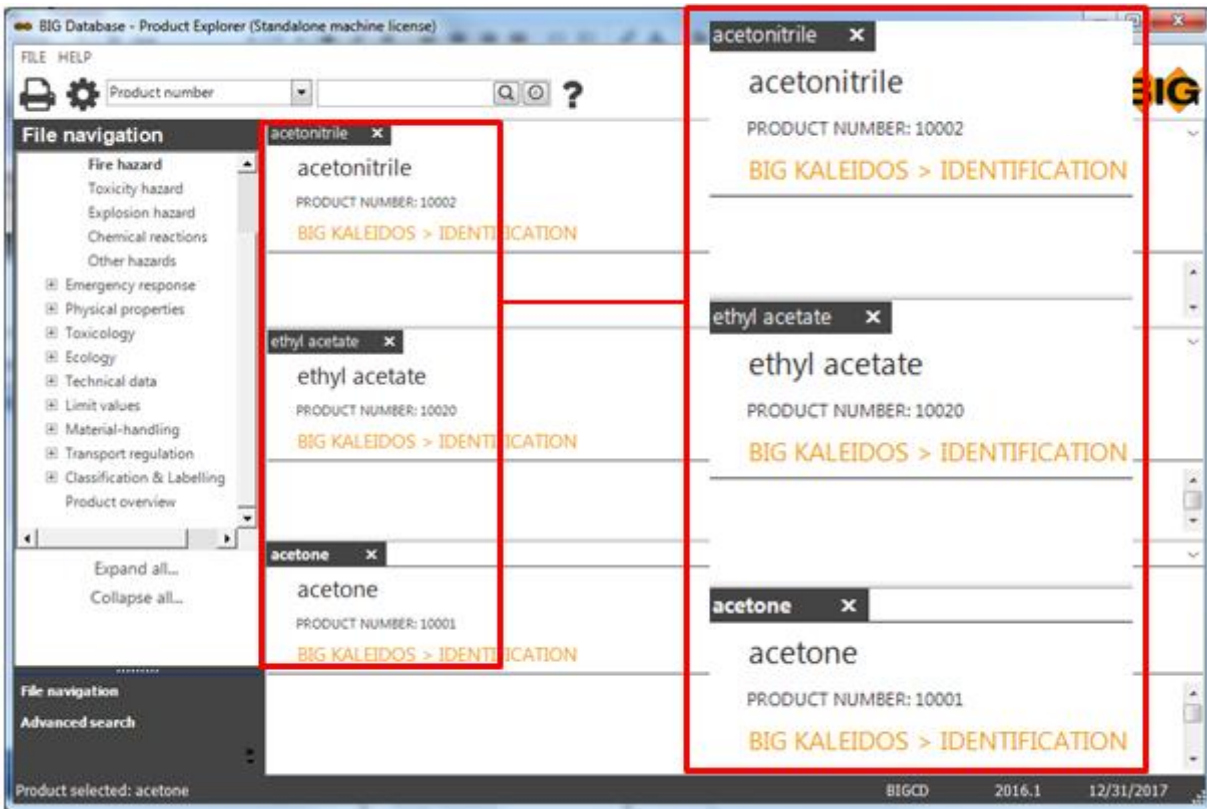


You can also choose for following position of the sheets:

New horizontal group



you will get next result



You can go back to the vertical group through the right mouse button.

acetonitrile ✕

acetonitrile

PRODUCT NUMBER: 10002

BIG KALEIDOS > IDENTIFICATION

ethyl acetate ✕

ethyl acetate

PRODUCT NUMBER: 10020

BIG KALEIDOS > IDENTIFICATION

acetone ✕

ace

PROD

BIG

- Close
- Close all
- Close all but this
- Move to previous group**

AN

You can also choose the position of the tabs by dragging them. By clicking on the tab and drag.

The screenshot shows the 'BIG Database - Product Explorer' application window. At the top, there is a menu bar with 'FILE' and 'HELP'. Below it is a search bar containing 'acetone', which is circled in red. To the left of the search bar is a 'Product number' dropdown menu. The main content area is divided into a left sidebar and a main panel. The sidebar, titled 'File navigation', lists various categories such as 'Fire hazard', 'Toxicity hazard', 'Explosion hazard', 'Chemical reactions', 'Other hazards', 'Emergency response', 'Physical properties', 'Toxicology', 'Ecology', 'Technical data', 'Limit values', 'Material-handling', 'Transport regulation', 'Classification & Labelling', and 'Product overview'. The main panel displays the product name 'acetone', its 'PRODUCT NUMBER: 10001', and the section 'BIG KALEIDOS > IDENTIFICATION'. The chemical structure of acetone is shown as $\text{H}_3\text{C}-\text{C}(=\text{O})-\text{CH}_3$. Below the structure is a hazard diamond with a blue '1' on the left, a red '3' on top, and a yellow '0' on the right. The bottom status bar shows 'Product selected: acetone', 'BIGCD', '2016.1', and '12/31/2017'.

-0-

Index

- S -

Search by Ec No 42

